



ALEXANDER  
LAMONT

COUTURE

# COUTURE

Furniture • Lighting • Wall Art



Expressing the Virility of Life Through Objects







ALEXANDER  
LAMONT

Alexander Lamont's designs are infused with vitality, soul and character; they evoke a journey of discovery. His celebrated hand-worked pieces communicate a refined and playful elegance and a quest for perfection.

Inspired by deep traditions of craftsmanship from East and West, Alexander's collections of furniture and lighting are an expression of his dedication to meticulous detail, beautiful materials and an aesthetic taste refined by a life lived between Asia and Europe.

At Alexander Lamont, our creations are made to fall in love with, to be treasured and touched and to bring to their owners a joyful communion with the great traditions of workshop excellence and a unique design sensibility.





## 20 Years of Craftsmanship by Design

In a world of increasing speed and mass-production, we are in danger of seeing the disappearance of many things that have been considered essential to the designer and maker in times past: hand-drawing; the lived understanding of techniques and materials; the years of patience and practice that build the skills needed to make something superlative.

Over the past two decades, Alexander Lamont has brought a fresh point of view to the world of decorative arts, fine furniture and traditional materials. His luxurious and contemporary forms are coupled with an uncompromising approach to innovation, craftsmanship and quality. This has been achieved through the mastery of ancient skills and techniques and a willingness to break through those same traditions

Celebrating his twentieth year, this Couture catalogue presents the full breadth of Alexander Lamont's furniture, lighting and wall art collections.



Casegoods

Acadia Low Cabinet	Page 18	Escada Bookcase	Page 56
Agata Cabinet	Page 36	Howdah Nightstand	Page 48
Amadeo Cabinet	Page 34	Hythe Tansu	Page 50
Aurora Low Cabinet	Page 12	Ocean Armoires	Page 38
Capanema Nightstand	Page 46	Prism Sideboard	Page 26
Cicada Bar Cabinet	Page 32	River Ledge Credenza	Page 30
Copan Credenza	Page 22	Tijuca Nightstands	Page 42
Dover Tansu	Page 52		

Tables

Alexandria Coffee Table	Page 82	Largo Coffee Tables	Page 76
Alexandria Salon Table	Page 86	Ledge Console Desk	Page 152
Alexandria Side Tables	Page 84	Marassa Coffee Tables	Page 62
Amaranth Lamp Tables	Page 102	Margot Side Tables	Page 134
Ammonite Side Tables	Page 118	Massif Coffee Table	Page 66
Angle Coffee Table	Page 92	Medina Coffee Table	Page 64
Atlas Side Table	Page 126	Mighty Table	Page 94
Block Arm Table	Page 108	Orpheus Console Table	Page 136
Brancusi Spiral Table	Page 106	Oscar Desk	Page 148
Cable Side Table	Page 128	Ovum Spot Tables	Page 130
Cliff Console Desk	Page 154	Pavé Tables	Page 120
Damascus Coffee Table	Page 80	Quill Side Tables	Page 112
Drop Side Tables	Page 124	Strada Coffee Table	Page 70
Êres Dining Table	Page 156	Strada Side Table	Page 72
Eshú Coffee Table	Page 60	Structure Table	Page 96
Etched Twin Console	Page 138	Tourbillon Tables	Page 88
Facet Console	Page 144	Turtle Coffee Table	Page 68
Fillo Long Tables	Page 98	Vespers Coffee Tables	Page 74
Fillo Round Tables	Page 100	Vespers Console	Page 146
Fougere Dining Tables	Page 160	Void Spot Table	Page 132
Kertas Console	Page 142	Wishbone Side Table	Page 122
Lapis Side Tables	Page 110		

Seating

Fan Ottoman	Page 164	Reel Stool	Page 178
Fan Tabouret	Page 168	Rye Benches	Page 172
Grove Stool	Page 180	Rye Stool	Page 170
Hudson Stool	Page 176	Wing Benches	Page 184
Japan Block Stool	Page 182		

When viewing images in this catalogue please note that the colours and tones vary in different light conditions and that the techniques and materials we use contain within them a degree of natural variation that lies at the heart of our artistic and craft ethos.

Screens & Mirrors

Amulet Mirrors	Page 204	Flamengo Screens	Page 192
Avenue Mirror	Page 208	Gemstone Mirrors	Page 206
Black Forest Screen	Page 196	Lune Mirrors	Page 210
Cannes Screen	Page 197	Magnificat Mirrors	Page 212
Como Screen	Page 198	Plains Screen	Page 190
Fillo Mirrors	Page 216	Volta Mirrors	Page 200

Lighting

Acrolith Floor Lamp	Page 246	Lithe Uplight	Page 260
Aphrodite Table & Bedside Lamps	Page 247	Lucio Floor Lamps	Page 254
Aquifer Table Lamp	Page 270	Maluku Lamps	Page 232
Archer Sconces	Page 314	Marquis Sconces	Page 308
Basilica Floor Lamp	Page 250	Mentawai Sconce	Page 302
Canister Table Lamp	Page 244	Milonga Floor Lamp	Page 256
Canoas Sconce	Page 304	Moon Lanterns	Page 294
Carapace Uplight	Page 262	Moulin Floor Lamp	Page 258
Castries Table Lamp	Page 272	Muscovite Lamps	Page 236
Cicada Lanterns	Page 296	Ogún Table Lamp	Page 228
Cornice Table Lamps	Page 278	Otto Table Lamps	Page 251
Cupola Ceiling Downlight	Page 320		Page 268
Cupola Ceiling Uplight	Page 318	Plume Lamps	Page 220
Cupola Lamps	Page 224	Quilted Table Lamp	Page 266
Demi-Monde Floor Lamp	Page 242	Reef Table Lamp	Page 264
Folly Gesso Ceiling Lights	Page 326	Ruche Lantern	Page 290
Folly Sconce	Page 306	Santo Lamps	Page 238
Fondre Table Lamps	Page 284	Sapucaí Chandeliers	Page 322
Geo Table Lamp	Page 286	Scarab Candle Sconce Tall	Page 330
Globe Table Lamp	Page 280	Scarab Candle Sconce Wide	Page 332
Goya Torchere	Page 328	Shangó Floor Lamp	Page 229
Hourglass Sconce	Page 310	Stem Table Lamps	Page 282
Inlet Table Lamps	Page 276	Totem Table Lamp	Page 274
Isthmus Sconce	Page 300	Woven Orb Lanterns	Page 292
Labellum Wall Sconce	Page 316	Yemanyá Wall Sconce	Page 298
Lacuna Sconce	Page 312	York Lantern	Page 288

Wall Art

Bronze Fantails	Page 352	Fronds	Page 338
Bronze Giant Leaves	Page 346	Koi Carps	Page 350
Bubbles	Page 348	Moonfields	Page 342
Clams	Page 336	Waterlands	Page 340
Flash Discs	Page 344		

Product Information	Page 352
Material Swatches	Page 382
Distribution	Page 392

Furniture	Casegoods
	Tables
	Seating
	Screens & Mirrors
Lighting	
Wall Art	
Information	



Casegoods











## Aurora Low Cabinet



Eggshell columns fade to black lacquer and return, creating a cabinet that will reflect and animate any room. Meticulous workmanship and considerable time achieves a cabinet that evokes textures and light while expressing the finest skills and detailing. Lacquered Walnut exterior with scalloped frame. Knife hinges and rod lock in patinated brass with custom cast feet and key. Back and interior in satin Walnut.












## Acadia Low Cabinet

A stunning new material created in Alexander's studio, 'Embers Straw' is made with layers of straw marquetry in subtle dyed tones that are pressed and abraded to reveal deep layers and cross-currents of reflective light. Grey Ash brings a muted counterpoint and a golden bamboo interior completes the delicately crafted materials. Knife hinges and rod lock in patinated brass with custom cast feet and key. Back in Grey Ash.







## Copan Credenza


Deeply curving concave drawer fronts and rounded corners are covered with Natural Chocolate parallel lines of shagreen on this wonderful credenza that is elegantly lifted by bronze legs. Hand-blown crystal handles.
















## Prism Sideboard

A serious yet delightful credenza that blends a myriad of materials into a functional and elegant whole. Both light and dark, raw and refined, this piece dazzles gently.

Mother-of-pearl, patinated copper, lustrous indigo and taupe straw marquetry are inlaid by hand over the front and sides of the cabinet. Custom made feet elevate the piece and matching handles give a sensuous tactility to the touch. The top is Smoked Eucalyptus and the interior is Figured Maple with adjustable shelves and generous soft closing drawers.








## River Ledge Credenza

A credenza raised on eight tapered bronze legs and topped with a slab of textured bronze. Natural Chocolate shagreen has been inlaid in a meandering pattern. Decorative hardware is custom-made for the piece and interior shelf is parchment with bronze edge.







## Cicada Bar Cabinet

A whimsical drinks cabinet that exudes the spirit of the French Riviera in summer; shimmering waters, floating insects on the breeze and the sounds of jazz and laughter.

Iridescent panels of mica front the sleek drinks cabinet to compliment a cast bronze cicada handle. The LED-lit interior is lined with shimmering Figured Maple and houses a locking pull-table and adjustable shelves. The exterior is covered with rich tiger-stripe Smoked Eucalyptus. Raised on a base of cast bronze patina inspired by tied bamboo structures.







### **Amadeo** Cabinet


A tall cabinet covered in Ebony straw marquetry rings that ripple out from sculpted cast handles. The top and base are made with bronze cast from beautifully textured natural straw models. The interior is finished in succulent dark Wenge that has been lacquered and hand polished.





## Agata Cabinet

A dresser cabinet covered in a whirl of hand-dyed straw marquetry rings that ripple out from sculpted handles. Bronze is also used to cast the powerful top and base. The interior is finished in succulent dark Wenge veneer that has been lacquered and hand polished.







## Ocean Armoire

Deep Coral Parchment

A tall cabinet in parchment and polished brass. "I wanted the octopus to emerge from the depths through a forest of light-scattered coral beneath the ocean. To achieve this effect I developed a way to apply coral patterns onto the dark parchment while retaining the natural organic quality of the goatskins." Interior lined with Ivory parchment.






## Ocean Armoire

Reef Coral Parchment

Inspired by the idea of light beneath the ocean, coral patterns have been applied onto the parchment that envelops the exterior of the cabinet. The dark bronze octopus and feet contrast with the dramatically varied tone of the skins while the interior is lined with Ivory parchment.








## Tijuca Nightstand

Ebony Straw

Curving lines and glowing dark surfaces suggest the Brazilian influences of this nightstand. Straw marquetry is edged with patinated brass while textured bronze handles and legs elevate the details.








## Tijuca Nightstand

Burnished Metals Straw

Straw marquetry in Burnished Metals tones curves around the elegant rounded form of this nightstand in gorgeous chevrons. The pale Koto wood complements the natural palette while cast bronze handles and legs create contrast.

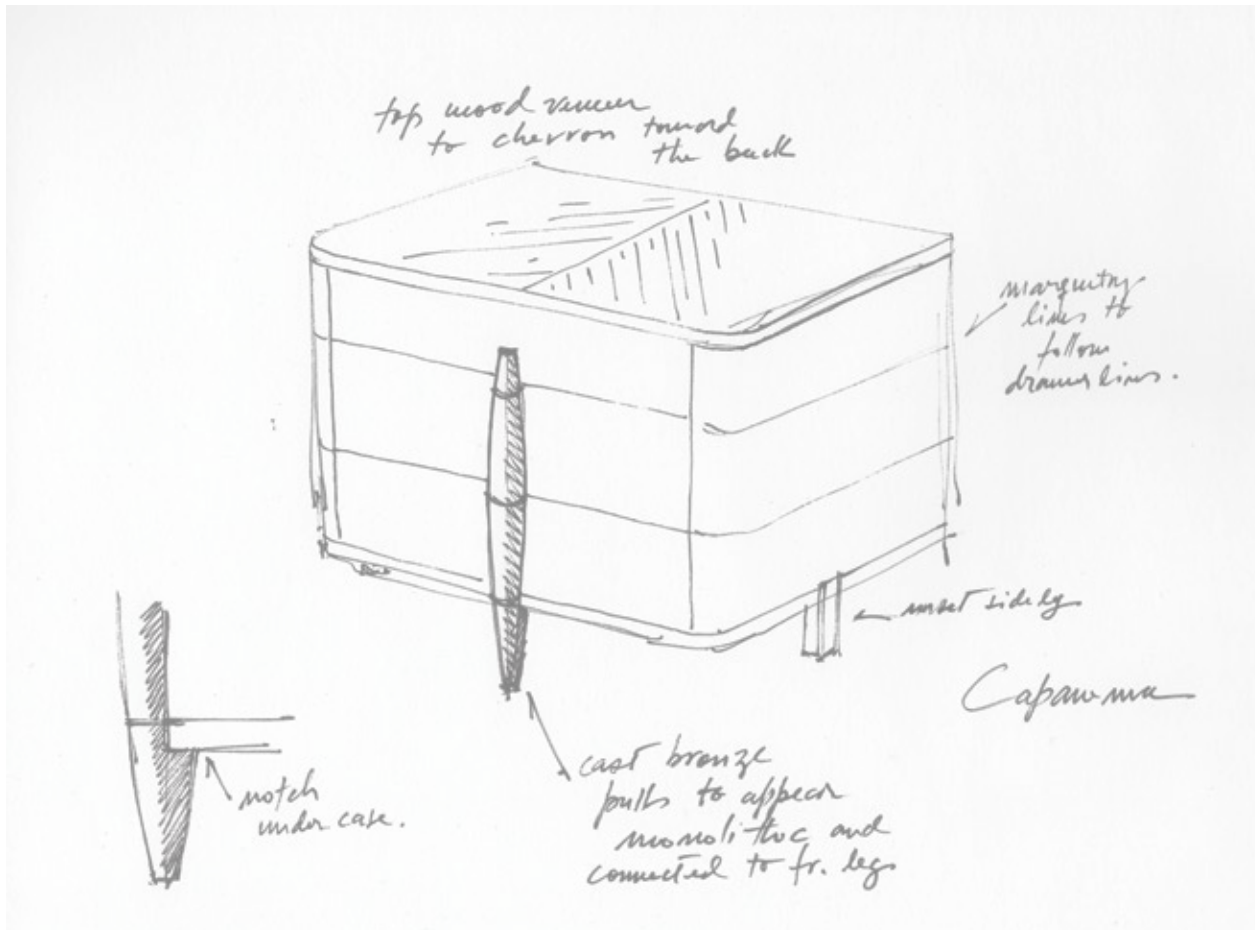






## Capanema Nightstand

Pale Natural Speckle shagreen covers this nightstand, contrasting with the textured central bronze leg and handles. African Koto wood is a light linear complement that makes a beautiful bedside surface. Antonio da Motta who designed this piece for Alexander Lamont, brought Brazilian modernist influences to the form.








## Howdah Nightstand

Strong yet soft. Lustrous contrasting materials make a bedroom piece that is both gentle and reassuring to touch.

The cast bronze feet and hardware are reminiscent of prehistoric stone axes with their worn soft contours. The exterior is entirely covered in richly grained Natural parchment. A parchment stand sits on the top that can be turned over to become a functional tray top. Grey Oak interior shelf lined with soft lie-de-vin nappa leather.







## Hythe Tansu

A surface of dappled Burnished Woven Straw lights up this chest-of-drawers in a special finish created in our studio. Layers of straw that have been carefully rubbed through create depth and reflection. Drawer handles in warm textured cast brass emerge from the surface. Soft-close Maple drawers are lined with ivory leather. Back in Maple.







## Dover Tansu

A chest-of-drawers encased in warm Grey Ash with drawer faces in Natural parchment that have been embossed to create dimension and play with the light. Cast and patinated brass handles and feet. Soft-close Maple drawers are lined with ivory leather.











## Escada Bookcase

A bookcase that brings together three natural elements; wood, straw and brass, to form a striking shelf that emits light from within its straw marquetry interior. It is framed entirely by a delicately inlaid straw trim of gently vibrant tonality. The linear patterns continue with the woodcut texture in cast and gold-plated brass shelf-supports.





# Tables & Seating







## Eshú Coffee Table

Hewn legs cast in lost wax bronze support a dramatically elegant top. The straw marquetry is dyed by hand in our own workshops to five subtle tones of Burnt Coral before being inlaid in a sunburst pattern. Designed by Antonio da Motta for Alexander Lamont, the inspiration draws from Yoruba ideas of power and belief.





## Marassa Coffee Tables

Irregular sheets of natural parchment, full of tonal variation, are laid over an asymmetrical slab and fully lacquered. The tables are lifted by five deeply textured bronze legs. A Black Marble oval rests on the top as a sculptural accent and 'tray'. The table also works beautifully when two are placed beside each other; skins and form reflecting with elegant imperfection.







## Medina Coffee Table

Natural parchment panels are separated by inlaid bronze lines creating a minimal shield-like table with a fine profile. Raised on strong curving bronze feet.







## **Massif** Coffee Table

Powerful bronze legs clasp and lift a top of muted, unpolished Natural Speckle shagreen.







## Turtle Coffee Table

Dorsal shapes, sculpted base and a rawhide surface create an organic and flowing maritime energy.

Slender black bronze patinated fins support an oval ring and table surface 'carapace' of hand-shaped Natural parchment.





## Strada Coffee Table


Dark surfaces and shapes; a flowing cast bronze form supports an elegant top of Ebonized Oak marquetry. See also the Strada side table as the perfect complement.





## Strada Side Table

Elegantly meandering lost-wax cast legs in bronze patina elevate a top of exquisite monochrome lacquered Eggshell.





## Vespers Coffee Tables

A duo of overlapping coffee tables in Bamboo Lacquer supported by textured bronze legs that rise and clasp the tops. By lacquering bamboo leaves we capture the wonderful mottling and fine linearity of the leaves; intriguing aspects that add lustre and beauty when seen through warm natural translucent lacquer.







## Largo Coffee Table

Natural Parchment

A bronze patina structure of linear elegance lifts and envelops the Natural parchment paneled top. Parchment colour and tone vary beautifully with every skin.







## Largo Coffee Table

Pepper Grey Parchment

Panels of Pepper Grey goatskin parchment, full of natural character and strength, are lifted by a linear bronze structure to create a wonderful moody coffee table.





### **Damascus** Coffee Table

A low table raised on architectural legs. The top has a curved profile borrowed from Japanese tables and a surface of Natural Distress shagreen panels inlaid in parallel lines.








### Alexandria Coffee Table

A coffee table of elegant structure, with a unique and palely beautiful surface of ivory shagreen lacquered white and framed by polished brass.








Deep Amber Mica

## Alexandria Side Tables

Lamp tables made with natural mica tops in Deep Amber or Pewter tones. Legs in ebonized teak and cast polished brass.




Pewter Mica





### **Alexandria** Salon Table

Octagonal ebonized teak legs and tapering polished brass feet lend an architectural aspect to this table. The top is made from hand-patinated cast tiles with shagreen texture.






## Tourbillon Table

Natural Chocolate Shagreen

Tonally contrasting shagreen meticulously inlaid in a linear pattern. Feet in bronze patina.







## Tourbillon Table

Bronze Straw Sunbursts

An elegantly simple table elevated by rare materials. Black lacquer ribs frame a centre of Bronze Straw marquetry sunburst squares that strikingly catch and reflect the light. Bronze feet lift the table.




## **Angle** Coffee Table

Pure lines and raw textures create a table of chic purity. Cast bronze legs support a field of Natural Chocolate shagreen.







## Mighty Table

Parchment is hand-dyed in *suji* technique creating a shimmering linear effect that flows across the surface of this panelled table. Parchment has an organic softness to its texture but is extremely durable. The table is raised on natural-coloured wood blocks.





## Structure Table

Surfaces of Natural Chocolate shagreen reach for one another but don't quite touch. The elegant empty spaces that they create are maintained by a black steel plate that floats beneath the shagreen surface.







## Fillo Long Table

Inspired by Monet's mirror pond, water-lillies float on meandering stems. The cast bronze is available in richly patinated dark Bronze or in Silvered Bronze.





## Fillo Round Tables


Silvered lily pads floating on stems form a pair of whimsical side tables.





## Amaranth Lamp Table

"I sculpted the base in wax many times searching for an elegant way to offset legs and arms that are darkly patinated to black bronze tones." The turned-out feet are inspired by the Chinese 'leopard foot' tables, while the arms support tops in four of our signature finishes. On these pages are Cracked Lacquer Gesso in contrasting black and white, and lacquered Straw that brings a gorgeous translucent red tone to concentric circles of straw marquetry.



Lacquered Straw



Cracked Lacquer Gesso Black and White





Antique Ivory Tusk



Antique Ivory Tusk



## Amaranth Lamp Table

Elegantly sculptural lost-wax cast legs support tops in our signature finishes: shown here are Antique Ivory Gesso; a burnished and hand-cracked ivory surface made with gesso, and Pure Gold Shagreen; natural stingray skins that are gilded with pure gold leaf.



Pure Gold Shagreen





## Brancusi Spiral Table

Inspired by the famous sculptor's work, this side table in darkly patinated bronze has clean elegant lines and a smooth spiral top surface.







### **Block Arm** Table

An elegant side table between or aside seating. Bronze with a butcher's block top surface.







### Lapis Side Tables

Black patina bronze legs in our signature straw-textured finish support long cabochons of semi-precious blue tones made from strong natural lacquer.





## Quill Side Tables

Onyx Marble

Onyx marble, full of unexpected inclusions, is honed to create a surface of character and sophistication surrounded by a generous irregular bronze frame. Tapering textured legs rise and swell as the tables interact.





## Quill Side Tables

Black Marble

Cast sculpted fins support the hand-honed black stone top that reflects the light like water.











### Ammonite Side Tables

Lacquered eggshell in gentle rings creates reflection and lustre, recalling a time when meticulous handworked detail and decoration was everything. Edged in dark brass and raised on cast legs with faceted feet.








## Pavé Tables

Bracelets, gauntlets, cuffs – ancient sculpted table forms that work beautifully together or apart. Cast, rubbed and patinated brass bases with rich surface texture, dark within and polished outside lift tops edged with polished brass and covered with Natural Chocolate or Natural Speckle shagreen inlaid with triangles of Lacquered Eggshell.








## Wishbone Side Table

Any great drinks table should have beautiful sensuous legs and a top that mystifies and asks to be touched.

Cool black bronze lines lift a top that is made from parchment hand-dyed in natural indigo with a complex shibori pattern.







Beechwood Straw Marquetry



Bronze, Brushed Red Lacquer

## Drop Side Tables

A pair of jewel-like side tables with tops of Red Brushed lacquer or Beechwood straw marquetry raised on bronze patina or polished brass legs.



Polished Brass, Brushed Red Lacquer





## Atlas Side Table

A pure lost-wax side table in bronze patina with engraved sunburst lines.







### **Cable** Side Table

Inspired by the reflection of water, an undulating, gently worn bronze disc is lifted by a narrowing coil of rope to create a timeless, intriguing drinks table.







## Ovum Spot Tables

Ornamental and functional tables that bring two voluptuous bronze forms together with a precious egg between – available in three materials : luscious Onyx Marble in natural variations with a honed finish; Natural Calcite crystal, or finely applied eggshell covered with natural black lacquer.







## Void Spot Table

A textured bronze sculpture serves as a simple drinks table.





## Margot Side Tables

Elegant spot tables with sculpted legs in dark bronze patina and tops in parchment, shagreen or Red Moon Lacquer.







## Orpheus Console Table

The Orpheus Console table is patterned with a dance of eggshell triangles inlaid into black lacquer. Six sinuous lost-wax bronze legs stretch beneath with bronze caps on the top surface. Bronze also finishes the table ends.








### Etched Twin Console

Two forms interact together. Etched steel gives durability and a distressed monochrome sculptural aspect. Surfaces vary due to the hand-applied nature of the etching process.









## Kertas Console

A console table that was inspired by origami. The folded lines enter the volume of the console giving rise to striking angles, corners and light. Raw shagreen in Natural Chocolate tone wonderfully enhances the contemporary architectural structure.





## Facet Console

The Facet Console was born from the idea of a table made from paper and the strength and architecture created by tapering lines and folds. The feet are bronze.







## Vespers Console

Subtle magnificence. Six carved bronze legs clasp a top of lacquered eggshell that has been carefully sanded to expose dark and light pooling around the fine craquelure pattern. The underside is finished in polished natural lacquer.







## Oscar Desk

Six monumental bronze legs, inspired by the modernist architecture of Brazil, raise this sumptuous desk with a curved top combining polished black lacquer with Natural Chocolate shagreen. Designed by Brazilian designer Antonio da Motta for Alexander Lamont.











### Ledge Console Desk

A bijou desk or console table with hand-carved shoulders, and a single drawer lined in Maple. Natural Distress shagreen covers the entire piece creating a wonderful texture and tone. Bronze feet.





## Cliff Console Desk

An iconic form has been up-dated with the subtle combination of Natural parchment panels and Natural Speckle shagreen drawer and back panels. Patinated solid brass feet.










## Êres Dining Table

Raised on tripod legs of hewn bronze embracing striking Charred Eggshell ovals, the Êres is a masterpiece of sophisticated form and craftsmanship. The top is made from Larch with Fumed Oak ends. Narrow brass lines run through the centre of the tabletop opening into a sunken space that holds a polished brass epergne-tray-centerpiece with brass and rock crystal candleholders. The epergne can be removed and replaced with a flush Larch panel. Inspired by African forms and textures, the Êres was designed by Antonio da Motta for Alexander Lamont.







## Fougère Dining Table

Natural Chocolate Shagreen

Strong bronze tusk legs support a scalloped table top covered with fully lacquered Natural Chocolate shagreen.






## Fougère Dining Table

Calligrapher's Lacquer

A dining table finished in lustrous Calligrapher's Lacquer - five layers of deep red vegetal lacquer covered with pure gold and rubbed back. "My first idea for the base was elephant tusks. The tusks became leaves as I worked with the wax model and the ergonomics of a dining table. The leaves gave shape to a table that has an air of fin de siècle Europe."











### Fan Ottoman

A round seat of haunting beauty (and real comfort) that catches the light and the myriad forms of fan coral. Gorgeous around a sofa, or near a window, allowing one to sit in the direction desired.







### **Fan** Tabouret

Fan corals are wispy, shimmering natural forms. We use the lines of coral to create a light bronze stool that is comfortable to sit on and striking to behold.







## Rye Stool

Rye straw was used to make tapering structural forms and then cast, rubbed and polished to create an alluring base. Ecrú woven fabric covers the comfortable and inviting seat.







## Rye Benches

Black

Two sleek benches are raised on slender textured legs cast from bundles of rye-straw and finished in black patina. A subtle lip protrudes creating finish and tactile pleasure. Camel woven fabric.



## Rye Benches

Burnished Brass

Sculpted and alluring lines of rye straw are cast, rubbed and polished to reveal their glowing contrast. A handsome bench that is comfortable and inviting. Camel woven fabric.







### Hudson Stool

Inspired by a bracelet, this stool is made from dancing and contrasting oil-rubbed steel and polished steel that interplay and strengthen the piece. The top is covered with hand-stitched natural nappa leather in a subtle lie-de-vin color.





## Reel Stool

There is an industrial sensuousness to this stool; something between a roller and a corset. The tiny panels of shagreen give a sense of movement and pattern that is topped and bottomed with rich slabs of softly bulbous cast aluminium.





## Grove Stool

Part horse-hoof, part bamboo stem, the bronze base of this stool provides a broad comfortable seat. The legs are supported by delicate bamboo spandrels. The top cushion has been upholstered in Grey Velvet.





## Japan Block Stool

Cast bronze block with honed surface and corners.





## Wing Bench

A piece of sculpture to sit upon. Distressed and generous with sinuous structural lines. A gentle lip protrudes to support the seat cushion. Hand-woven Thai silk finishes the top. The bronze-patinated surface has a gently worn finish that comes forth when observed.



## Wing Bench

Long

Long fluid limbs of textured bronze lift a detailed frame and comfortable upholstered seat.





# Screens & Mirrors







## Plains Screen

Rich natural pigments animate parchment panels to create a captivating tall screen. The reverse in Limed Oak perpendicular panels. Edges and hinges in patinated brass.





## Flamengo Screen

Silvered Straw

Voluptuous curving screen covered with Silvered straw marquetry that echoes the joyous pavements of Rio. Designed by Antonio da Motta for Alexander Lamont.





## Flamengo Screen

Ebony Straw

Ebony straw marquetry and Walnut veneer.



## Black Forest Screen

Lines of Ebony straw marquetry inter-cross to strikingly express this iconic material. Light moves and tones change as one views this screen. The base is finished with solid blocks of warm patinated brass.



## Cannes Screen

A three-panel screen that is framed with patinated brass. The front face is covered with a completely hand-made gesso finish that, more than any other material, exudes the texture, lustre and crackle of real ivory.





## Como Screen

An elegant four-panel screen covered with Natural Distress shagreen in varying parallel lines. The feet are solid patinated brass blocks that add elegant stability.








## Volta Mirror

Natural Speckle Shagreen

Two natural tones of shagreen lie side by side separated by patinated brass lines to create an elegantly composed mirror frame.







## **Volta** Mirror

Gradient Straw

Hand-selected straw in a spectrum of natural colours pulses around this elegant mirror frame in ombre tones.








## Amulet Mirrors

Sculpted facets draw and attract the light while amulets of sunburst straw in ombre tones adorn the warmly patinated cast mirrors.







## Gemstone Mirror

The Gemstone Mirror takes jewel-like colours and the reflective beauty of natural straw and applies it in a faceted pattern. The mirrors are framed by thick warmly patinated brass. Available in Burnished Metals Straw or Aqua Straw.





### **Avenue** Mirror

A simple mirror in warm complementary materials. Black lacquer frames the raw lines of Natural Distress shagreen within.







## Lune Mirrors

A gorgeous trio of cast bronze mirrors combining a corroded texture with precious metal details.





## Magnificat Mirror

Calligrapher's Gold

A seductive work of composition, gilding, marquetry and lacquering inspired by the beauty of an art deco bracelet. Fifty shapes are made in gesso and lacquered with red natural lacquer. The lacquer is covered with pure gold leaf and gently rubbed. The concave faces of each section are inlaid with natural straw giving a subtle reflective counterbalance to the gold leaf.








## **Magnificat** Mirror

Calligrapher's Silver

The combination of silver leaf over Siena-red lacquer was loved by Eileen Gray in the 1920s. We have added Silvered straw to the scalloped ends of the fifty pieces giving a silky counterpoint to the polished rounded tops. The combined effect is to create a 'magnificent' undulating mirror frame.







**Fillo** Mirror

Monet's mirror. Water-lillies are cast in bronze and patinated in rich earth tones or cast in aluminium and finished with lacquer and gold leaf.





Lighting











## Plume Lamps

Straw marquetry hand dyed in ebony to pale has been inlaid to create an ombre feathered pattern in smokey tones. The lamp rests on a bronze base.











## Cupola Lamps

Cast brass domes entirely covered in White eggshell and suspended inside oval voids create a hauntingly beautiful ring of light from both table and floor versions. Both lamps are supported on tapering cast bronze stands.









## Shangó Floor Lamp

Translucent carved stone makes a sophisticated accent to the textured bronze column of the Shangó Floor Lamp. A ribbed onyx cuff is a prelude to the tall cup of amber-toned Onyx Marble.

## Ogún Table Lamp

A tall translucent stone vase sits on a bronze studded base creating a dramatic, natural lighting element. Antonio da Motta was inspired by African textures and mythology in designing these lamps.









## Maluku Lamps

Inspired by the island drums of the South Seas, alluring cones of Natural parchment are finished and detailed with dark patinated brass. Shade in linen.





## Muscovite Lamps

Silvery-black mica is applied piece-by-piece and abraded to create depth and lustre to this architectural pair of lamps that glow coolly. Bronze feet. Linen shade.









## Santo Lamps

The sublime texture of muted unpolished shagreen is most alluring when the form is simple yet strong. Linen shade.






## Demi-Monde Floor Lamp

The Demi-Monde floor lamp is raised on a cast bronze base that elegantly flushes with a tapering column of Natural Speckle shagreen split by an inset bronze channel. The top gracefully curves up to a double-head bulb, linen shade and bronze finial.







### **Canister** Table Lamp

Large natural shagreen skins wrap this lamp base along its curved spines, exposing the delicious nature of the material in a modern form that is split along a dark cast patinated void.









## Aphrodite Table & Bedside Lamps

In ancient sculpture, an acrolith is a figure made of two materials – one simple and one precious. In these large and small voluptuous lamps, a bronze base supports a top of ivory-toned Natural Speckle shagreen.



## Acrolith Floor Lamp

A cast bronze pillar supports a turned column of natural Calcite crystal bringing a strong contrast to this acrolith form whereby a precious material highlights a simpler material like the rare ancient Greek sculptures that give it its name. Linen shade.









### **Otto** Table Lamp

Understated table lamp with octagonal form finished in Natural parchment. Cast top in bronze patina.

### **Basilica** Floor Lamp

A black bronze tapering tower is completed with hand-shaped parchment blocks creating a unique and striking light. Inspired by the acrolith sculptures of ancient Greece that combined two materials.







### **Lucio** Floor Lamp

Three tapering pillars of subtly textured bronze rise and support a hand-blown glass octagon shade in either White Jade or Amber.





## Milonga Floor Lamp

Totemic floor lamp cast with the lost-wax technique in a fluid, dancing form accented with hand-applied mercury gold. Linen shade.







### **Moulin** Floor Lamp

Inspired by the idea of building a pillar of stacked irregular objects that are curved on every surface; an impossible task. The play of movement, balance, tension and texture creates a sculptural yet whimsical floor lamp. A single gilded disc adorns the centre. The shade is linen.





## Lithe Uplight

The form of the Lithe Uplight is feminine and slender; the bronze finish has a mottled texture. The interior cup is edged with gold leaf.







## **Carapace** Uplight

Monumental uplight in sculpted cast bronze.





## Reef Table Lamp

A lost-wax cast monolith tied around with thick ropes creates a powerful sculptural presence for lighting.







### **Quilted** Table Lamp

The texture on this lamp was inspired by an antique ring. The soft warmth of the bronze and the quilted effect create a beautifully reflective surface.





Natural Distress Shagreen



Parchment


## Otto Table Lamp

Understated table lamp with octagonal form finished in Brazilian Louro Preto hardwood, Natural parchment or Natural Distress shagreen. Cast top in bronze patina.



Louro Preto Wood





### **Aquifer** Table Lamp

The layers in this beautifully patinated sculptural table lamp evoke a sedimentary monolith.







### Castries Table Lamp

Thoughts, graphics, sculpture, light! The text circling this lamp is a visual meditation on a poem written by Nobel Laureate Derek Walcott; 'Love After Love'. The poem is a reflection on the journey of life and Alex carved the wax to spend time with the ideas contained.







## Totem Table Lamp

A sculptural lamp formed of Burned Ash wood bound by a 'bondage' of textured patinated brass. The interplay of grain and line creates a sense of power and energy.





Straw / Marquetry



Shagreen

## Inlet Table Lamp

An elliptical shade floats above either a pool of Natural Speckle shagreen or a sunburst oval of Beechwood straw marquetry that catch and reflect the light. The tapering structure is cast in bronze and finished in a dark patina.





Antique White Gold

## Cornice Table Lamp

A monumental marble block has been roughly chiseled and gilded to bring the light of pure gold or silver to the textures that happen as the stone is broken. No two pieces are the same. Linen shade.



Antique Gold





### **Globe** Table Lamp

Simple and luxurious; a perfect sphere of cool Natural Speckle shagreen sits on a square bronze base. Linen shade.







Ebony Straw



Shagreen

## Stem Table Lamps

A slender bronze base and stem holds a rigid shade that emits a lustrous glow. Finish options for the shade include Natural Chocolate shagreen, or Bronze or Ebony straw marquetry. All are lined inside with pure gold leaf.



Burnished Metal Straw



## Fondre Table Lamp

A lamp inspired by the beautiful form of the Japanese 'warosoku' temple candle. The lamp is made in either 'Opium Lacquer' – shagreen covered with five layers of red natural lacquer – or 'Ivory over Ivory Shagreen' – ivory shagreen which has been lacquered white. Finished with a smooth patinated base and inverted parchment or linen shade.







## Geo Table Lamp

A lighting element of architectural simplicity, the Geo Table Lamp has an Ivory parchment column and Natural Chocolate shagreen shade that is lined with pure gold leaf and supported by bronze arms. The lamp has four bulb sockets. The simple geometric shape of the lamp is complemented by the mottled shagreen texture and the warm glow of gold leaf.







## York Lantern


A lantern that glows with words. The text of a poem by W.H. Auden forms the literal structure of this lantern cast in brass. 'The More Loving One' is a poem that is poignantly positive and personal in making the choice to love others, whether or not that love is reciprocated.





## Ruche Lantern

This deeply-gouged bronze lantern creates a sculptural drama of light, texture and shadow.







## Woven Orb Lanterns

Woven copper lanterns based on Balinese cock-fighting baskets. The copper will slowly patinate and become darker. Wired for indoor use / water proof re-chargeable lanterns available for outdoor use.







Moon Faceted Lantern

## Moon Lanterns

Lanterns made from hand-blown Peking glass in white colour (sometimes called 'mutton fat white'). The glass has natural inclusions and bubbles that are inherent to this traditional technique and give uniqueness to each piece. Jars are blown and then laboriously polished by hand using jade-cutting methods. The tall Moon Globe Lantern has a smooth rounded surface while the lower Moon Faceted Lantern has eight angled rings.



Moon Globe Lantern



Candle



Electrified

## Cicada Lanterns

Timelessly sophisticated lamps in tall (electrified) and low (candle) sizes. These octagonal lanterns are made from Peking glass, also known as 'jade-cut' glass due to the time-consuming manual polishing process. The base and top are bronze with a dark patina.







## Yemanyá Wall Sconce

Gold light pours out from behind a totemic black bronze mace floating at the centre of a wide cast bowl. The sconce was inspired by ideas of power and belief from Africa.





## Isthmus Sconce

A shield-like slice of Natural parchment lined in pure gold creates a unique ivory wall lamp.





**Mentawai** Sconce

A sculptural bronze wall light inspired by the furthest islands of the South Seas.





### **Canoas** Sconce

A delightful wall sconce in bronze, lined in pure goldleaf.







### Folly Sconce

A teak leaf cast in lost wax bronze and finished in pure gold leaf to create a natural reflective surface. The intense colour of the gilding will fade over time to a soft antique patina.





### **Marquis** Sconce

A shield of bronze that mirrors the *marquis* diamond cut. With a richly sculpted texture in bronze, the sconce creates shafts of light emanating in lines and points.

### **Marquis** Sconce

Silvered

The simple form of the Marquis Sconce is finished in Silvered bronze to create a contemporary lighting element.







### Hourglass Sconce

Bronze with gold interior. The light is emitted from behind an inner droplet that ebbs into the lower space.





## Lacuna Sconce

A slice of light emanating from within. The tall carapace floats forward on arms that lift it from the gilded circle. A cicada in bronze and gold split by a lacuna - or void.







Ebony Straw



Shagreen

### Archer Sconce

An elegant bronze patina stem supports a shade lined with hand-applied pure gold leaf. The shade is available in shagreen or in Bronze or Ebony straw marquetry.




Burnished Metal Straw



## Labellum Wall Sconce

A seductive bronze orchid propagated to live on a wall and emit light and shadow. Wrapped in its petals and delicate folds, the Labellum Wall Sconce is a unique piece inspired by the beauty and architecture of rare orchids. It contains an interior of pure gold leaf.








### **Cupola** Ceiling Uplight

A lyrical form brings poetic light. A cast brass dome finished in White Eggshell held within a bronze oval, creates a stunningly beautiful ring of light upwards. Suspended by a chain of complementary varying loops.





### Cupola Ceiling Downlight

A luminous play of rings and ovals. The hand-polished interior of this sculptural pendant lamp creates a striking ring of golden light downwards. The cupola is cast brass covered with White Eggshell. The suspension ring, unique chain and ceiling bracket are dark bronze.







## Sapucaí Chandelier

Gold Mica

Myriad iridescent natural mica elements in amber tone are suspended from a polished steel frame around 18 bulbs to create an enigmatic chandelier that gently moves, refracts and reflects.








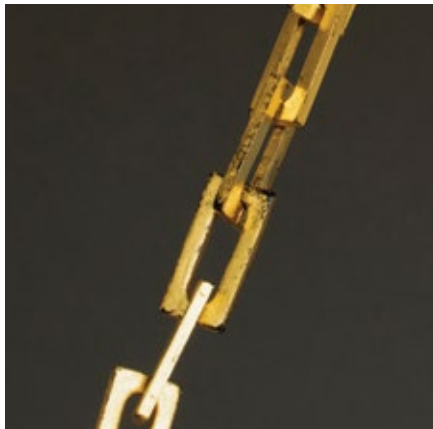
## Sapucaí Chandelier

Black Mica

Myriad iridescent natural black mica elements are suspended from a polished steel frame around 18 bulbs to create an enigmatic chandelier that gently moves, refracts and reflects.







## Folly Gesso Ceiling Light

Leaves floating down from the ceiling. Teak leaves overlapping in plaster are suspended by three square-form chains available in gilded brass, black bronze patina or polished brass.



## Goya Torchere

A golden bowl of naked flames is lifted on long burnt bronze textured legs with polished and faceted polished feet. Included is a separate candle-holding frame that enables varied candles to be held securely and for easier cleaning.











## Scarab Candle Sconce

Tall

Made from intricately inlaid beetle carapaces collected in the rice fields of Thailand, the Scarab Candle Sconce creates a mesmerizingly iridescent light. Strong sculptural elements in cast brass support a tapered candle.







## Scarab Candle Sconce

Wide

Iridescent beetle carapaces are meticulously inlaid into a horizontal oval cast brass frame and holder that supports a votive candle. Expired beetles are collected in the rice fields of Thailand.



Wall Art







## Clams

Cast in six different sizes and finished in a deep blue patina, Clams create a sense of shells washed up on the shore. Their naturalistic form makes light and shadow on interior walls.





## Fronds

Fronds in ten shapes and sizes bring a pure natural element, appearing to fall or lie gracefully across vertical surfaces. They are cast in bronze and finished in a rich natural patina. Fronds can be attached to the wall in any direction.







## Waterlands

An impression of the mirror pond reflection of long paddy fields as we come down to land at Phnom Pehn or Saigon. Mesmerizing reflective patterns move as light changes.





## Moonfields

A Siamese moon on water that gently ripples in the breeze.







## Flash Discs

A dramatic linear sunburst pattern is cast in bronze and patinated to a rich, earthy tone that will age beautifully. The Flash Disc is made in two sizes and we can advise on arrangements for the wall.





### Bronze Giant Leaves


Large tropical leaves have been cast in bronze to capture their delicate surface texture and delicious forms. The veined reflective surface creates a dappled play of light. The two sizes placed side by side create a perfect pair and, while appearing to lean gently, are attached to the wall with a bronze bracket.





## Bubbles

These tactile rounded forms in polished aluminium sit comfortably in the hand and are cool and smooth to the touch. They come in four sizes. We can advise on arrangements for the wall.







## Koi Carp


Koi carp are symbolic of perseverance and strength of purpose. Our Koi are cast in lost wax bronze and come in five sizes - we are happy to advise on arrangements for the wall and floor.





### Bronze Fantail

The Goldfish comes in many forms. This group was based on a Japanese painting of fish where the tails flowed out widely and serenely in the water.







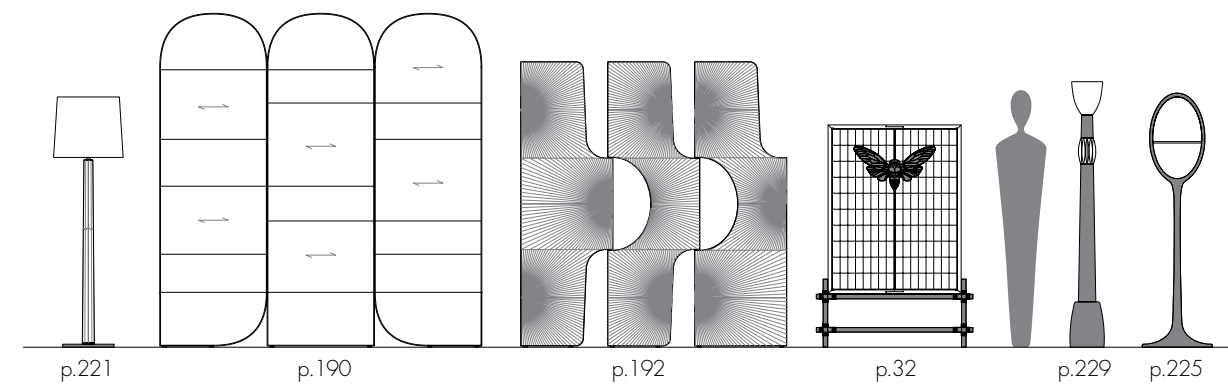
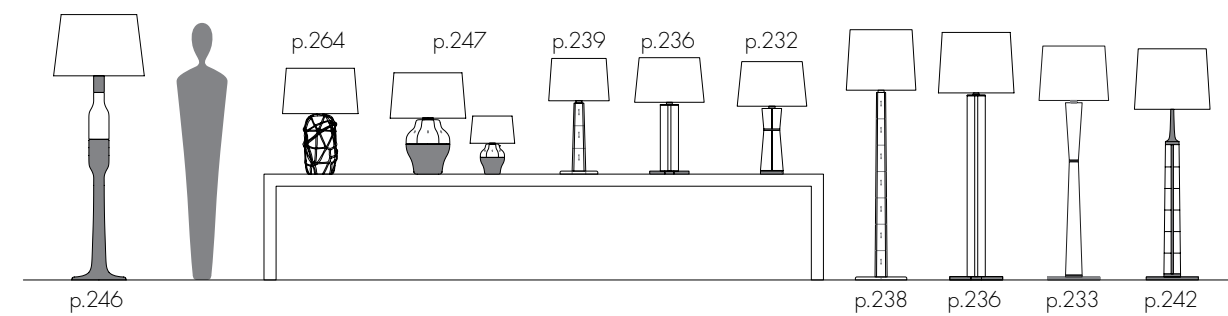
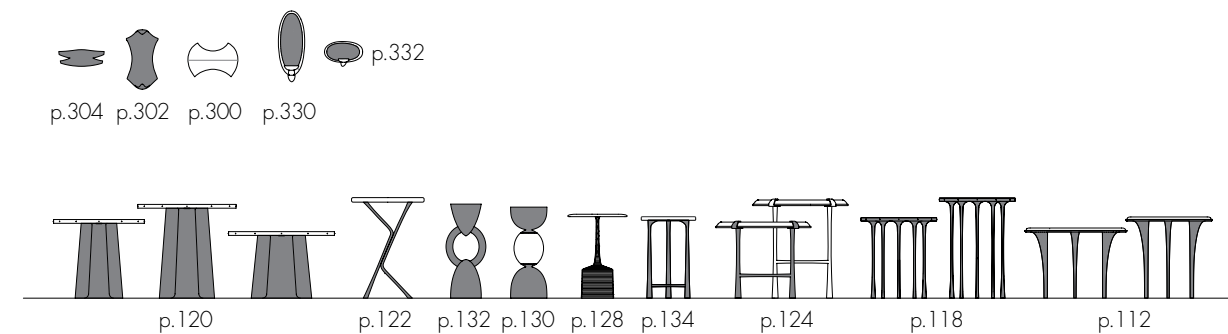
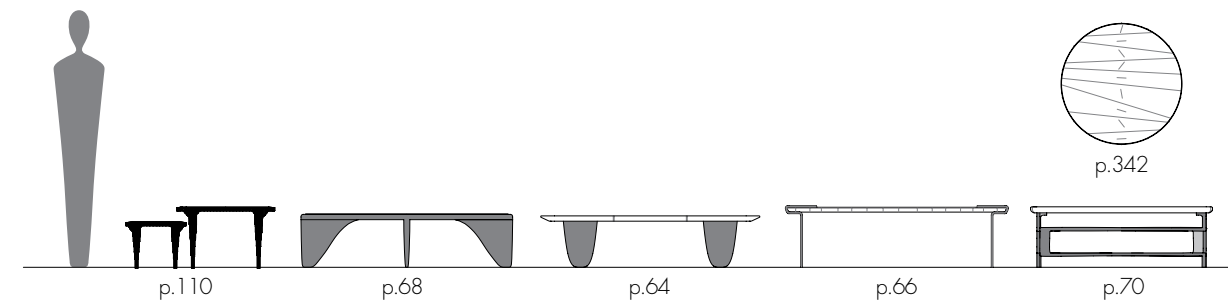
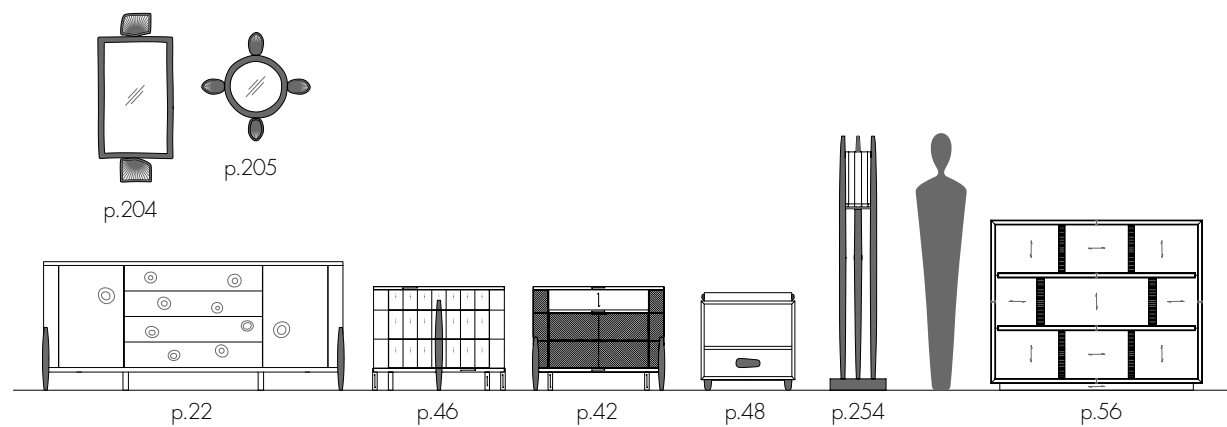
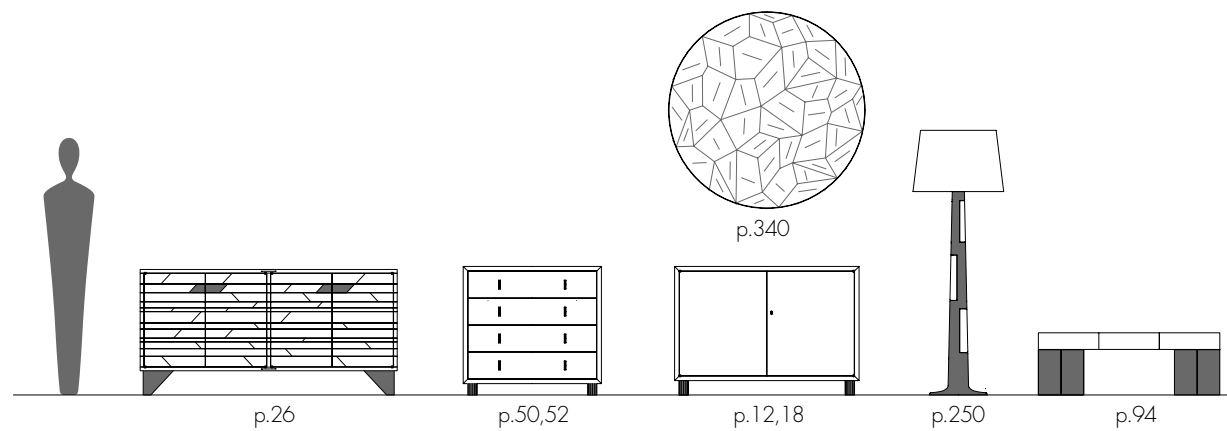
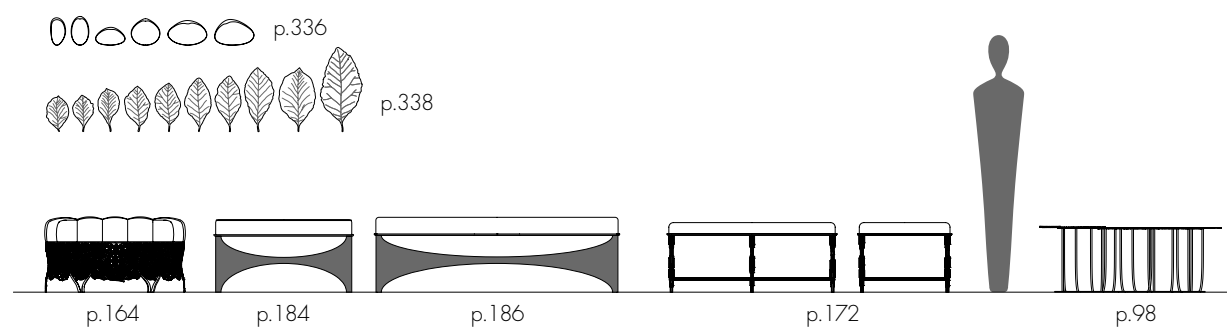
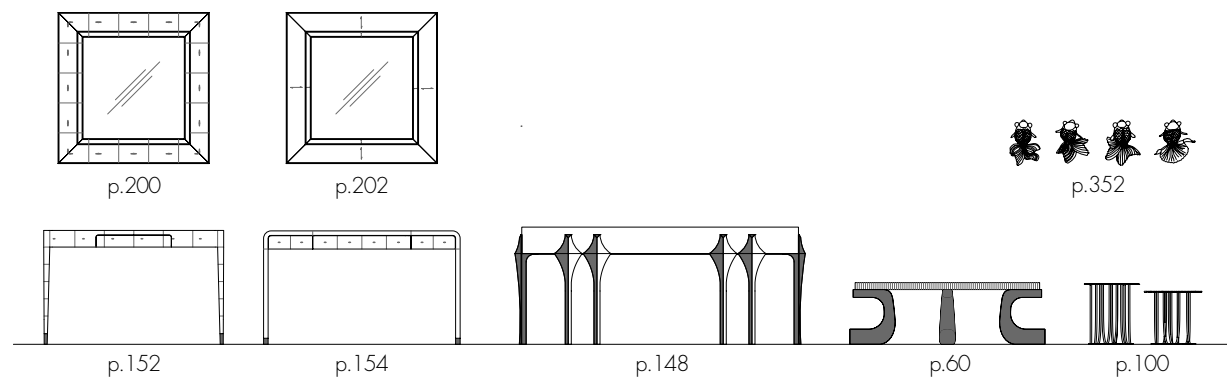
## Understanding the Materials

Every Alexander Lamont design is handmade from precious natural materials: straw marquetry, shagreen, mica, natural calcite crystal, onyx marble, parchment, indigo, veneers, mother-of-pearl, patinated copper...

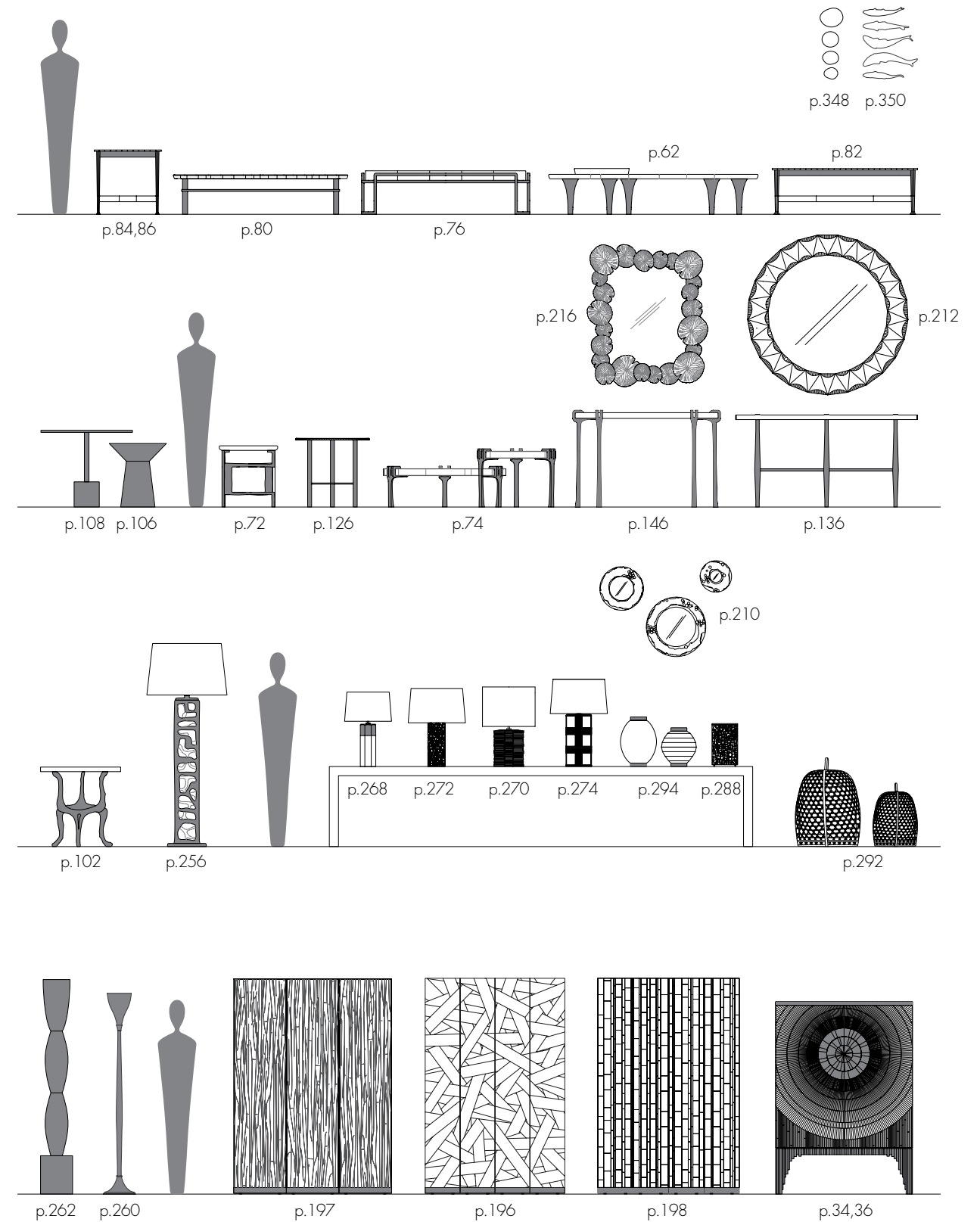

As such they are living materials and each piece will vary in tone and texture according to their nature. The colour and lines of stone and straw; the grain of parchment; the tone of bronze patina, will all be subtly different each time. The techniques we use allow the artisans to express their skills and this also adds a unique aspect to different pieces.


We take great care in every aspect of production of each piece and consider this natural element an essential part of the beauty of our designs and philosophy.

Acquiring an Alexander Lamont work is just the beginning. Nature, time and exceptional craftsmanship, if handled with care, enable each piece to slowly evolve and grow more beautiful, creating heirloom pieces that can be passed to the next generation. Care instructions can be obtained from our representatives.

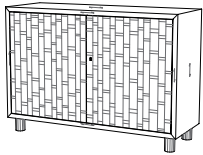




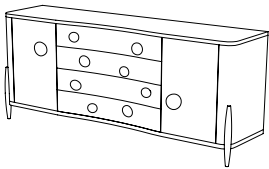




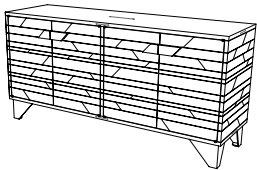
Aurora Low Cabinet FG004646  
Inches W 48 in D 16 <sup>7</sup>/<sub>8</sub> in H 33 <sup>1</sup>/<sub>2</sub> in  
Centimetres W 122 cm D 43 cm H 85 cm  
Materials : Lacquered Eggshell, Lacquered Walnut, Patinated Brass, Walnut  
App. weight : 90 kgs. / 198.5 lbs.



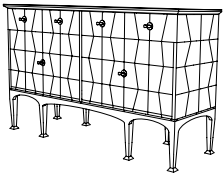
Acadia Low Cabinet FG004644  
Inches W 48 in D 16 <sup>7</sup>/<sub>8</sub> in H 33 <sup>1</sup>/<sub>2</sub> in  
Centimetres W 122 cm D 43 cm H 85 cm  
Materials : Embers Straw, Grey Ash, Bamboo, Patinated Brass  
App. weight : 90 kgs. / 198.5 lbs.




Copan Credenza FG000127  
Inches W 78 <sup>1</sup>/<sub>2</sub> in D 21 <sup>1</sup>/<sub>4</sub> in H 33 <sup>1</sup>/<sub>2</sub> in  
Centimetres W 199.5 cm D 54 cm H 85 cm  
Materials : Natural Chocolate Shagreen, Koto, Hand-blown Crystal, Bronze Patina  
App. weight : 135 kgs. / 297.5 lbs.




Prism Sideboard FG003677  
Inches W 66 <sup>7</sup>/<sub>8</sub> in D 20 <sup>1</sup>/<sub>2</sub> in H 32 <sup>5</sup>/<sub>8</sub> in  
Centimetres W 170 cm D 52 cm H 83 cm  
Materials : Prism Straw, Smoked Eucalyptus, Figured Maple, Bronze Patina  
App. weight : 110 kgs. / 242.5 lbs.



River Ledge Credenza FG000078  
Inches W 59 in D 19 <sup>1</sup>/<sub>8</sub> in H 35 <sup>5</sup>/<sub>8</sub> in  
Centimetres W 150 cm D 48.5 cm H 90.5 cm  
Materials : Natural Chocolate Shagreen, Bronze Patina, Walnut  
App. weight : 155 kgs. / 342 lbs.



Cicada Bar Cabinet FG003676  
Inches W 40 <sup>3</sup>/<sub>4</sub> in D 22 <sup>1</sup>/<sub>2</sub> in H 57 <sup>7</sup>/<sub>8</sub> in  
Centimetres W 103.5 cm D 57 cm H 147 cm  
Materials : Mixed Mica, Smoked Eucalyptus, Figured Maple, Bronze Patina, Mirror  
App. weight : 102 kgs. / 225 lbs.  
LED 24 W Multiregion transformer



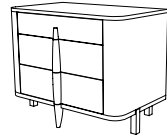
a) Amadeo Cabinet FG000113 b) Agata Cabinet FG000114  
Inches W 47 in D 19 <sup>1</sup>/<sub>8</sub> in H 66 <sup>1</sup>/<sub>8</sub> in  
Centimetres W 119.5 cm D 48.5 cm H 168 cm  
Materials : Bronze Patina, Wenge, a) Ebony Straw b) Opal Straw  
App. weight : 150 kgs. / 330.5 lbs.



Ocean Armoires a) FG000076 b) FG000077  
Inches W 27 <sup>1</sup>/<sub>2</sub> in D 20 <sup>1</sup>/<sub>2</sub> in H 72 <sup>7</sup>/<sub>8</sub> in  
Centimetres W 70 cm D 52 cm H 185 cm  
Materials : a) Reef Coral Parchment, Ivory Parchment, Bronze Patina, Walnut  
b) Deep Coral Parchment, Ivory Parchment, Polished Brass, Walnut  
App. weight : 101 kgs. / 222.5 lbs.



Tijuca Nightstands a) FG000125 b) FG005521  
Inches W 34 <sup>1</sup>/<sub>2</sub> in D 21 <sup>1</sup>/<sub>4</sub> in H 27 in  
Centimetres W 87.5 cm D 54 cm H 68.5 cm  
Materials : a) Ebony Straw, Anigre, Bronze Patina  
b) Burnished Metals Straw, Koto, Bronze Patina  
App. weight : 66 kgs. / 145.5 lbs.



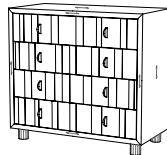
Capanema Nightstand FG000126  
Inches W 34 <sup>1</sup>/<sub>2</sub> in D 21 <sup>5</sup>/<sub>8</sub> in H 27 in  
Centimetres W 87.5 cm D 55 cm H 68.5 cm  
Materials : Natural Speckle Shagreen, Koto, Bronze Patina  
App. weight : 60 kgs. / 132.5 lbs.



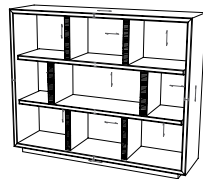
Howdah Nightstand FG003678  
Inches W 24 <sup>3</sup>/<sub>8</sub> in D 17 <sup>7</sup>/<sub>8</sub> in H 25 <sup>3</sup>/<sub>8</sub> in  
Centimetres W 62 cm D 45.5 cm H 64.5 cm  
Materials : Natural Parchment, Oak, Lie de Vin Nappa Leather, Bronze Patina  
App. weight : 36 kgs. / 79 lbs.



Hythe Tansu FG004642  
Inches W 36 in D 18 <sup>7</sup>/<sub>8</sub> in H 33 <sup>1</sup>/<sub>2</sub> in  
Centimetres W 91.5 cm D 48 cm H 85 cm  
Materials : Burnished Woven Straw, Patinated Brass, Maple, Embossed Leather  
App. weight : 90 kgs. / 198.5 lbs.

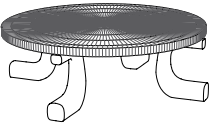


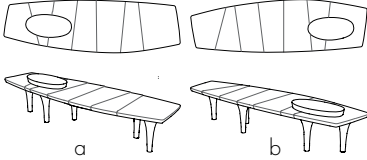
Dover Tansu FG004643  
Inches W 36 in D 18 <sup>7</sup>/<sub>8</sub> in H 33 <sup>1</sup>/<sub>2</sub> in  
Centimetres W 91.5 cm D 48 cm H 85 cm  
Materials : Natural Parchment, Grey Ash, Patinated Brass, Maple, Embossed Leather  
App. weight : 90 kgs. / 198.5 lbs.




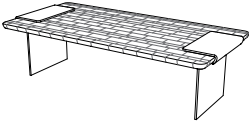
Escada Bookcase FG005427  
Inches W 55 <sup>1</sup>/<sub>8</sub> in D 14 <sup>3</sup>/<sub>8</sub> in H 44 <sup>1</sup>/<sub>4</sub> in  
Centimetres W 140 cm D 36.5 cm H 112.5 cm  
Materials : Burnished Metals Straw, Fumed Larch, Gold Plated Brass  
App. weight : 78 kgs. / 172 lbs.



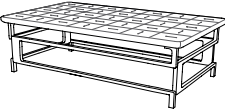
	Eshú Coffee Table			FG005429
	Inches	W 50 <sup>3</sup> / <sub>4</sub> in	L 50 <sup>3</sup> / <sub>4</sub> in	H 16 <sup>1</sup> / <sub>8</sub> in
	Centimetres	W 129 cm	L 129 cm	H 41 cm
	Materials :	Burnt Coral Straw, Bronze Patina		
	App. weight :	67 kgs. / 148 lbs.		


	Marassa Coffee Tables			a) FG005430      b) FG005431
	Inches	W 21 <sup>5</sup> / <sub>8</sub> in	L 72 in	H 13 <sup>3</sup> / <sub>4</sub> in
	Centimetres	W 55 cm	L 183 cm	H 35 cm
	Materials :	Lacquered Natural Parchment, Bronze Patina, Black Marble		
	App. weight :	33 kgs. / 73 lbs.		

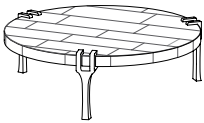
	Medina Coffee Table			FG004650
	Inches	W 37 in	L 57 <sup>1</sup> / <sub>8</sub> in	H 13 <sup>3</sup> / <sub>8</sub> in
	Centimetres	W 94 cm	L 145 cm	H 34 cm
	Materials :	Natural Parchment, Patinated Brass, Bronze Patina		
	App. weight :	56 kgs. / 123.5 lbs.		

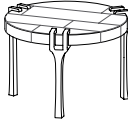
	Massif Coffee Table			FG004649
	Inches	W 27 <sup>1</sup> / <sub>2</sub> in	L 58 <sup>1</sup> / <sub>8</sub> in	H 16 in
	Centimetres	W 70 cm	L 147.5 cm	H 40.5 cm
	Materials :	Natural Speckle Shagreen Unpolished, Bronze Patina		
	App. weight :	72 kgs. / 159 lbs.		

	Turtle Coffee Table			FG003679
	Inches	W 39 <sup>3</sup> / <sub>8</sub> in	L 55 <sup>1</sup> / <sub>8</sub> in	H 14 in
	Centimetres	W 100 cm	L 140 cm	H 35.5 cm
	Materials :	Natural Parchment, Bronze Patina		
	App. weight :	62 kgs. / 136.5 lbs.		


	Strada Coffee Table			FG005060
	Inches	W 27 <sup>1</sup> / <sub>2</sub> in	L 47 <sup>1</sup> / <sub>4</sub> in	H 15 <sup>3</sup> / <sub>4</sub> in
	Centimetres	W 70 cm	L 120 cm	H 40 cm
	Materials :	Ebonized Oak, Bronze Patina		
	App. weight :	55.5 kgs. / 122.5 lbs.		

	Strada Side Table			FG000112
	Inches	W 20 <sup>1</sup> / <sub>8</sub> in	L 20 <sup>1</sup> / <sub>8</sub> in	H 21 in
	Centimetres	W 51 cm	L 51 cm	H 53.5 cm
	Materials :	Lacquered Eggshell, Bronze Patina		
	App. weight :	20 kgs. / 44 lbs.		

	Vespers Coffee Table - Low			FG003603
	Inches	W 41 <sup>7</sup> / <sub>8</sub> in	L 42 <sup>3</sup> / <sub>4</sub> in	H 14 in
	Centimetres	W 106.5 cm	L 108.5 cm	H 35.5 cm
	Materials :	Bamboo Lacquer, Bronze Patina		
	App. weight :	30 kgs. / 66 lbs.		

	Vespers Coffee Table - Tall			FG003904
	Inches	W 27 in	L 27 <sup>3</sup> / <sub>4</sub> in	H 20 <sup>1</sup> / <sub>8</sub> in
	Centimetres	W 68.5 cm	L 70.5 cm	H 51 cm
	Materials :	Bamboo Lacquer, Bronze Patina		
	App. weight :	19 kgs. / 42 lbs.		

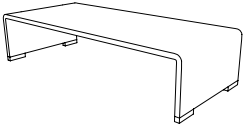
	Largo Coffee Tables			a) FG000091      b) FG000092
	Inches	W 57 <sup>7</sup> / <sub>8</sub> in	L 57 <sup>7</sup> / <sub>8</sub> in	H 15 in
	Centimetres	W 147 cm	L 147 cm	H 38 cm
	Materials :	Bronze Patina, a) Natural Parchment b) Pepper Grey Parchment		
	App. weight :	120 kgs. / 264.5 lbs.		

	Damascus Coffee Table			FG000109
	Inches	W 36 in	L 60 in	H 13 <sup>5</sup> / <sub>8</sub> in
	Centimetres	W 91.5 cm	L 152.5 cm	H 34.5 cm
	Materials :	Natural Distress Shagreen, Bronze Patina, Ebonized Teak		
	App. weight :	45 kgs. / 99 lbs.		

	Alexandria Coffee Table			FG000096
	Inches	W 32 <sup>1</sup> / <sub>8</sub> in	L 50 in	H 15 <sup>3</sup> / <sub>4</sub> in
	Centimetres	W 81.5 cm	L 127 cm	H 40 cm
	Materials :	Ivory over Ivory Shagreen, Polished Brass, Ebonized Teak		
	App. weight :	29 kgs. / 64 lbs.		

	Alexandria Side Tables			a) FG000094      b) FG000095
	Inches	W 23 in	L 23 in	H 22 in
	Centimetres	W 58.5 cm	L 58.5 cm	H 56 cm
	Materials :	Polished Brass, Ebonized Teak a) Deep Amber Mica b) Pewter Mica		
	App. weight :	13 kgs. / 28.5 lbs.		

	Alexandria Salon Table			FG000064
	Inches	W 17 <sup>7</sup> / <sub>8</sub> in	L 23 in	H 22 in
	Centimetres	W 45.5 cm	L 58.5 cm	H 56 cm
	Materials :	Bronze Shagreen, Polished Brass, Ebonized Teak		
	App. weight :	20 kgs. / 44 lbs.		



Tourbillon Tables

Inches

W 27 1/2 in

L 65 in

H 15 in

Centimetres

W 70 cm

L 165 cm

H 38 cm

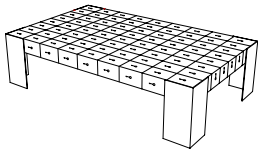
Materials :

a) Natural Chocolate Shagreen, Patinated Brass

b) Bronze Straw Sunbursts, Natural Lacquer, Patinated Brass

App. weight :

38 kgs. / 84 lbs.



Angle Coffee Table

Inches

W 35 7/8 in

L 59 1/2 in

H 14 5/8 in

Centimetres

W 91 cm

L 151 cm

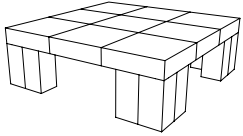
H 37 cm

Materials :

Natural Chocolate Shagreen, Bronze Patina

App. weight :

70 kgs. / 154.5 lbs.



Mighty Table

Inches

W 47 1/4 in

L 47 1/4 in

H 16 1/8 in

Centimetres

W 120 cm

L 120 cm

H 41 cm

Materials :

Suji Parchment, Anigre

App. weight :

118 kgs. / 260 lbs.



Structure Table

Inches

W 23 5/8 in

L 39 3/8 in

H 17 3/4 in

Centimetres

W 60 cm

L 100 cm


H 45 cm

Materials :

Natural Chocolate Shagreen, Oil-Rubbed Black Steel

App. weight :

29 kgs. / 64 lbs.



Fillo Long Tables

Inches

W 24 in

L 47 1/4 in

H 17 1/8 in

Centimetres

W 61 cm

L 120 cm

H 43.5 cm


Materials :

a) Bronze Patina

b) Silvered Bronze

App. weight :

33 kgs. / 73 lbs.



Fillo Round Table - Low

Inches

W 15 in

L 15 1/8 in

H 13 3/4 in

Centimetres

W 38 cm

L 38.5 cm


H 35 cm

Material :

Silvered Bronze

App. weight :

6 kgs. / 13 lbs.



Fillo Round Table - Tall

Inches

W 14 1/8 in

L 15 1/8 in

H 15 3/4 in

Centimetres

W 36 cm

L 38.5 cm

H 40 cm

Material :


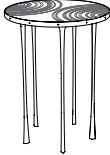



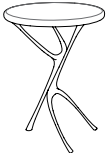

Silvered Bronze







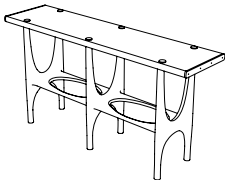
App. weight :

7 kgs. / 15.5 lbs.

	Amaranth Lamp Tables			
	a) FG000069	b) FG000070	c) FG000071	d) FG000072
	Inches	Dia 27 1/2 in	H 27 3/8 in	
	Centimetres	Dia 70 cm	H 69.5 cm	
	Materials :	Bronze Patina, b) Pure Gold Shagreen	a) Antique Ivory Tusk Gesso c) Cracked Lacquer Gesso	d) Lacquered Straw
App. weight :	23 kgs. / 50.5 lbs.			
<hr/>				
	Brancusi Spiral Table			FG000001
	Inches	Dia 19 3/4 in	H 21 7/8 in	
	Centimetres	Dia 50 cm	H 55.5 cm	
	Material :	Bronze Patina		
	App. weight :	19 kgs. / 42 lbs.		
<hr/>				
	Block Arm Table			FG000060
	Inches	W 9 5/8 in	L 30 7/8 in	H 26 3/8 in
	Centimetres	W 24.5 cm	L 78.5 cm	H 67 cm
	Material :	Bronze Patina		
	App. weight :	23 kgs. / 50.5 lbs.		
<hr/>				
	Lapis Side Table - Small			FG005432
	Inches	W 10 3/8 in	L 15 3/4 in	H 12 1/4 in
	Centimetres	W 26.5 cm	L 40 cm	H 31 cm
	Materials :	Turquoise Lacquer, Bronze Patina		
	App. weight :	6 kgs. / 13 lbs.		
<hr/>				
	Lapis Side Table - Large			FG005433
	Inches	W 10 3/8 in	L 25 5/8 in	H 16 in
	Centimetres	W 26.5 cm	L 65 cm	H 40.5 cm
	Materials :	Lapis Lacquer, Bronze Patina		
	App. weight :	8.5 kgs. / 18.5 lbs.		
<hr/>				
	Quill Side Tables - Low		a) FG004661	b) FG004725
	Inches	W 24 3/8 in	L 26 5/8 in	H 18 1/4 in
	Centimetres	W 62 cm	L 67.5 cm	H 46.5 cm
	Materials :	Bronze Patina,	a) Pale Onyx Marble	b) Black Marble
	App. weight :	23.5 kgs. / 52 lbs.		
<hr/>				
	Quill Side Tables - Tall		a) FG004660	b) FG004724
	Inches	W 20 1/2 in	L 22 5/8 in	H 21 in
	Centimetres	W 52 cm	L 57.5 cm	H 53.5 cm
	Materials :	Bronze Patina,	a) Pale Onyx Marble	b) Black Marble
	App. weight :	29 kgs. / 64 lbs.		



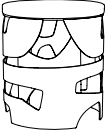


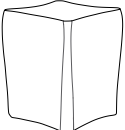
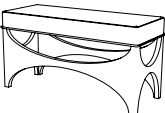
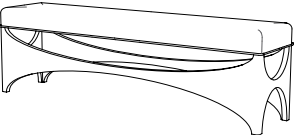
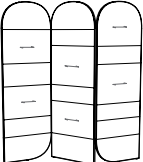
	<p>Ammonite Side Table - Low</p> <p>Inches      Dia 19 <sup>3</sup>/<sub>4</sub> in      H 20 <sup>7</sup>/<sub>8</sub> in</p> <p>Centimetres      Dia 50 cm      H 53 cm</p> <p>Materials :      Lacquered Eggshell, Bronze Patina</p> <p>App. weight :      16.5 kgs. / 36.5 lbs.</p>	FG004659
	<p>Ammonite Side Table - Tall</p> <p>Inches      Dia 19 <sup>3</sup>/<sub>4</sub> in      H 26 in</p> <p>Centimetres      Dia 50 cm      H 66 cm</p> <p>Materials :      Lacquered Eggshell, Bronze Patina</p> <p>App. weight :      18 kgs. / 39.5 lbs.</p>	FG004658
	<p>Pavé Table - Tall</p> <p>Inches      Dia 25 <sup>5</sup>/<sub>8</sub> in      H 24 <sup>3</sup>/<sub>8</sub> in</p> <p>Centimetres      Dia 65 cm      H 62 cm</p> <p>Materials :      Natural Chocolate Shagreen, Smoked Ivory Eggshell, Polished Brass, Burnished Brass</p> <p>App. weight :      37 kgs. / 81.5 lbs.</p>	FG003680
	<p>Pavé Table - Small</p> <p>Inches      Dia 23 <sup>5</sup>/<sub>8</sub> in      H 20 <sup>1</sup>/<sub>2</sub> in</p> <p>Centimetres      Dia 60 cm      H 52 cm</p> <p>Materials :      Natural Speckle Shagreen, Smoked Ivory Eggshell, Polished Brass, Burnished Brass</p> <p>App. weight :      29 kgs. / 64 lbs.</p>	FG003681
	<p>Pavé Table - Low</p> <p>Inches      Dia 27 <sup>1</sup>/<sub>2</sub> in      H 17 <sup>3</sup>/<sub>8</sub> in</p> <p>Centimetres      Dia 70 cm      H 44 cm</p> <p>Materials :      Natural Chocolate Shagreen, Smoked Ivory Eggshell, Polished Brass, Burnished Brass</p> <p>App. weight :      33 kgs. / 73 lbs.</p>	FG003682
	<p>Wishbone Side Table</p> <p>Inches      Dia 18 <sup>7</sup>/<sub>8</sub> in      H 26 <sup>1</sup>/<sub>8</sub> in</p> <p>Centimetres      Dia 48 cm      H 66.5 cm</p> <p>Materials :      Shibori Tie-dyed Parchment, Bronze Patina</p> <p>App. weight :      13 kgs. / 28.5 lbs.</p>	FG003684
	<p>Drop Side Tables - Low</p> <p>a) FG000102      b) FG000103      c) FG000104</p> <p>Inches      W 14 <sup>5</sup>/<sub>8</sub> in      L 25 in      H 20 <sup>1</sup>/<sub>8</sub> in</p> <p>Centimetres      W 37 cm      L 63.5 cm      H 51 cm</p> <p>Materials :      a) Polished Brass, Brushed Red Lacquer b) Bronze Patina, Brushed Red Lacquer c) Bronze Patina, Beechwood Straw Marquetry</p> <p>App. weight :      15 kgs. / 33 lbs.</p>	

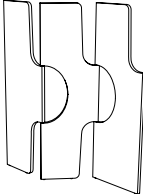



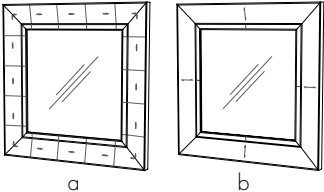


	<p>Drop Side Tables - Tall</p> <p>a) FG000105      b) FG000106      c) FG000107</p> <p>Inches      W 14 <sup>5</sup>/<sub>8</sub> in      L 25 in      H 25 <sup>3</sup>/<sub>4</sub> in</p> <p>Centimetres      W 37 cm      L 63.5 cm      H 65.5 cm</p> <p>Materials :      a) Polished Brass, Brushed Red Lacquer b) Bronze Patina, Brushed Red Lacquer c) Bronze Patina, Beechwood Straw Marquetry</p> <p>App. weight :      16 kgs. / 35 lbs.</p>	
	<p>Atlas Side Table</p> <p>Inches      Dia 25 <sup>3</sup>/<sub>8</sub> in      H 23 <sup>5</sup>/<sub>8</sub> in</p> <p>Centimetres      Dia 64.5 cm      H 60 cm</p> <p>Material :      Bronze Patina</p> <p>App. weight :      27 kgs. / 59.5 lbs.</p>	FG000101
	<p>Cable Side Table</p> <p>Inches      Dia 15 <sup>1</sup>/<sub>2</sub> in      H 21 <sup>7</sup>/<sub>8</sub> in</p> <p>Centimetres      Dia 39.5 cm      H 55.5 cm</p> <p>Material :      Bronze Patina</p> <p>App. weight :      17 kgs. / 37.5 lbs.</p>	FG004657
	<p>Ovum Spot Tables</p> <p>a) FG003731      b) FG003685      c) FG003686</p> <p>Inches      Dia 9 <sup>1</sup>/<sub>2</sub> in      H 23 <sup>5</sup>/<sub>8</sub> in</p> <p>Centimetres      Dia 24 cm      H 60 cm</p> <p>Materials :      Bronze Patina ,      a) Natural Calcite b) Pale Onyx Marble      c) Lacquered Eggshell</p> <p>App. weight :      a) b) 20 kgs. / 44 lbs.      c) 15 kgs. / 33 lbs.</p>	
	<p>Void Spot Table</p> <p>Inches      W 7 <sup>7</sup>/<sub>8</sub> in      L 10 <sup>3</sup>/<sub>8</sub> in      H 24 <sup>3</sup>/<sub>8</sub> in</p> <p>Centimetres      W 20 cm      L 26.5 cm      H 62 cm</p> <p>Material :      Bronze Patina</p> <p>App. weight :      12 kgs. / 26.5 lbs.</p>	FG003687
	<p>Margot Side Tables</p> <p>a) FG000097      b) FG000098      c) FG000099      d) FG000100</p> <p>Inches      Dia 14 <sup>1</sup>/<sub>8</sub> in      H 21 <sup>1</sup>/<sub>4</sub> in</p> <p>Centimetres      Dia 36 cm      H 54 cm</p> <p>Materials :      Bronze Patina,      a) Red Moon Lacquer      b) Pepper Grey Parchment c) Ivory Parchment      d) Charcoal Grey Shagreen</p> <p>App. weight :      8 kgs. / 17.5 lbs.</p>	
	<p>Orpheus Console Table</p> <p>Inches      W 16 in      L 62 <sup>5</sup>/<sub>8</sub> in      H 31 <sup>7</sup>/<sub>8</sub> in</p> <p>Centimetres      W 40.5 cm      L 159 cm      H 81 cm</p> <p>Materials :      Lacquered Eggshell, Bronze Patina</p> <p>App. weight :      68 kgs. / 150 lbs.</p>	FG000108


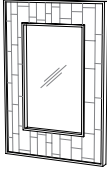
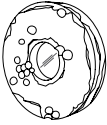

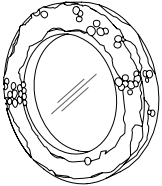
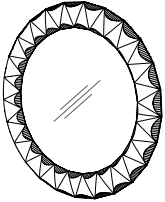

	Etched Twin Console Inches W 13 <sup>3</sup> / <sub>8</sub> in L 55 <sup>1</sup> / <sub>8</sub> in H 31 <sup>7</sup> / <sub>8</sub> in Centimetres W 34 cm L 140 cm H 81 cm Material : Patinated Steel App. weight : 72 kgs. / 159 lbs.	FG000118
	Kertas Console Inches W 15 <sup>3</sup> / <sub>4</sub> in L 55 <sup>1</sup> / <sub>8</sub> in H 31 <sup>1</sup> / <sub>2</sub> in Centimetres W 40 cm L 140 cm H 80 cm Material : Natural Distress Shagreen App. weight : 42 kgs. / 92.5 lbs.	FG000079
	Facet Console Inches W 14 <sup>1</sup> / <sub>8</sub> in L 45 <sup>1</sup> / <sub>4</sub> in H 33 <sup>1</sup> / <sub>8</sub> in Centimetres W 36 cm L 115 cm H 84 cm Material : Natural Speckle Shagreen App. weight : 32 kgs. / 70.5 lbs.	FG000086
	Vesper Console Inches W 15 <sup>3</sup> / <sub>8</sub> in L 50 <sup>3</sup> / <sub>4</sub> in H 33 <sup>1</sup> / <sub>4</sub> in Centimetres W 39 cm L 129 cm H 84.5 cm Materials : Smoked Ivory Eggshell Red, Bronze Patina App. weight : 38 kgs. / 84 lbs.	FG000075
	Oscar Desk Inches W 31 <sup>1</sup> / <sub>2</sub> in L 75 <sup>5</sup> / <sub>8</sub> in H 30 <sup>1</sup> / <sub>2</sub> in Centimetres W 80 cm L 192 cm H 77.5 cm Materials : Natural Chocolate Shagreen, Black Lacquer, Patinated Brass App. weight : 75 kgs. / 165.5 lbs.	FG005522
	Ledge Console Desk Inches W 18 <sup>7</sup> / <sub>8</sub> in L 46 <sup>7</sup> / <sub>8</sub> in H 29 <sup>3</sup> / <sub>4</sub> in Centimetres W 48 cm L 119 cm H 75.5 cm Materials : Natural Distress Shagreen, Bronze Patina, Maple App. weight : 25 kgs. / 55 lbs.	FG004648
	Cliff Console Desk Inches W 15 in L 51 <sup>1</sup> / <sub>8</sub> in H 29 <sup>1</sup> / <sub>2</sub> in Centimetres W 38 cm L 130 cm H 75 cm Materials : Natural Parchment, Natural Speckle Shagreen, Patinated Brass, Maple App. weight : 43 kgs. / 95 lbs.	FG004656


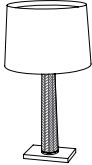





	Êres Dining Table Inches W 49 <sup>1</sup> / <sub>4</sub> in L 104 in H 29 <sup>1</sup> / <sub>2</sub> in Centimetres W 125 cm L 264 cm H 75 cm Materials : Fumed Larch, Fumed Oak, Charred Eggshell, Bronze Patina, Polished Brass, Rock Crystal App. weight : 206 kgs. / 454 lbs.	FG005428
	Fougère Dining Tables Inches W 43 <sup>1</sup> / <sub>4</sub> in L 70 <sup>7</sup> / <sub>8</sub> in H 28 <sup>3</sup> / <sub>8</sub> in Centimetres W 110 cm L 180 cm H 72 cm Materials : Bronze Patina, a) Calligrapher's Lacquer b) Lacquered Natural Chocolate Shagreen App. weight : 140 kgs. / 308.5 lbs.	a) FG000065 b) FG005077
	Fan Ottoman Inches Dia 36 <sup>5</sup> / <sub>8</sub> in H 19 <sup>3</sup> / <sub>4</sub> in Centimetres Dia 93 cm H 50 cm Materials : Espresso Woven Fabric, Bronze Patina App. weight : 50 kgs. / 110 lbs.	FG004666
	Fan Tabouret Inches W 19 <sup>3</sup> / <sub>4</sub> in D 11 <sup>3</sup> / <sub>4</sub> in H 17 <sup>3</sup> / <sub>4</sub> in Centimetres W 50 cm D 30 cm H 45 cm Materials : Grey Velvet, Bronze Patina App. weight : 8 kgs. / 17.5 lbs.	FG000067
	Rye Stool Inches Dia 16 <sup>5</sup> / <sub>8</sub> in H 18 <sup>1</sup> / <sub>4</sub> in Centimetres Dia 41.5 cm H 46.5 cm Materials : Ecru Woven Fabric, Burnished Brass App. weight : 12 kgs. / 26.5 lbs.	FG005434
	Rye Benches - Long Inches W 44 <sup>1</sup> / <sub>4</sub> in D 15 <sup>1</sup> / <sub>8</sub> in H 18 <sup>1</sup> / <sub>8</sub> in Centimetres W 112.5 cm D 38.5 cm H 46 cm Materials : Camel Woven Fabric, a) Bronze Patina App. weight : 22 kgs. / 48.5 lbs.	a) FG004664 b) FG004731
	Rye Benches - Small Inches W 24 <sup>5</sup> / <sub>8</sub> in D 15 <sup>1</sup> / <sub>8</sub> in H 18 <sup>1</sup> / <sub>8</sub> in Centimetres W 62.5 cm D 38.5 cm H 46 cm Materials : Camel Woven Fabric, a) Bronze Patina App. weight : 14 kgs. / 31 lbs.	a) FG004663 b) FG004732







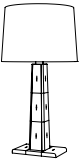
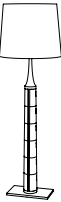
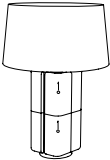
	<div>Hudson Stool</div> <div> <div>Inches</div> <div>Centimetres</div> <div>Materials :</div> <div>App. weight :</div> </div> <div> <div>Dia 16 in</div> <div>Dia 40.5 cm</div> <div>Oil-rubbed steel, Polished steel, Lie de Vin Nappa Leather</div> <div>12 kgs. / 26.5 lbs.</div> </div> <div>FG003688</div>
	<div>Reel Stool</div> <div> <div>Inches</div> <div>Centimetres</div> <div>Materials :</div> <div>App. weight :</div> </div> <div> <div>Dia 15 <sup>3</sup>/<sub>4</sub> in</div> <div>Dia 40 cm</div> <div>Natural Chocolate Shagreen, Aluminium</div> <div>22 kgs. / 48.5 lbs.</div> </div> <div>FG000088</div>
	<div>Grove Stool</div> <div> <div>Inches</div> <div>Centimetres</div> <div>Materials :</div> <div>App. weight :</div> </div> <div> <div>W 35 <sup>3</sup>/<sub>8</sub> in</div> <div>W 90 cm</div> <div>Grey Velvet, Bronze Patina</div> <div>20 kgs. / 44 lbs.</div> </div> <div> <div>D 17 <sup>3</sup>/<sub>8</sub> in</div> <div>D 44 cm</div> <div></div> <div></div> </div> <div> <div>FG000066</div> <div>H 18 <sup>1</sup>/<sub>2</sub> in</div> <div>H 47 cm</div> </div>
	<div>Japan Block Stool</div> <div> <div>Inches</div> <div>Centimetres</div> <div>Material :</div> <div>App. weight :</div> </div> <div> <div>W 13 <sup>3</sup>/<sub>4</sub> in</div> <div>W 35 cm</div> <div>Bronze Patina</div> <div>28 kgs. / 61.5 lbs.</div> </div> <div> <div>D 13 <sup>3</sup>/<sub>4</sub> in</div> <div>D 35 cm</div> <div></div> <div></div> </div> <div> <div>FG000004</div> <div>H 17 <sup>1</sup>/<sub>2</sub> in</div> <div>H 44.5 cm</div> </div>
	<div>Wing Bench</div> <div> <div>Inches</div> <div>Centimetres</div> <div>Materials :</div> <div>App. weight :</div> </div> <div> <div>W 36 <sup>3</sup>/<sub>8</sub> in</div> <div>W 92.5 cm</div> <div>Raw Silk, Bronze Patina</div> <div>31 kgs. / 68.5 lbs.</div> </div> <div> <div>D 14 <sup>3</sup>/<sub>4</sub> in</div> <div>D 37.5 cm</div> <div></div> <div></div> </div> <div> <div>FG003689</div> <div>H 18 <sup>7</sup>/<sub>8</sub> in</div> <div>H 48 cm</div> </div>
	<div>Wing Bench Long</div> <div> <div>Inches</div> <div>Centimetres</div> <div>Materials :</div> <div>App. weight :</div> </div> <div> <div>W 64 in</div> <div>W 162.5 cm</div> <div>Camel Woven Fabric, Bronze Patina</div> <div>60 kgs. / 132.5 lbs.</div> </div> <div> <div>D 14 <sup>3</sup>/<sub>4</sub> in</div> <div>D 37.5 cm</div> <div></div> <div></div> </div> <div> <div>FG005480</div> <div>H 19 <sup>1</sup>/<sub>2</sub> in</div> <div>H 49.5 cm</div> </div>
	<div>Plains Screen</div> <div> <div>Inches</div> <div>Centimetres</div> <div>Materials :</div> <div>App. weight :</div> </div> <div> <div>W 83 <sup>7</sup>/<sub>8</sub> in</div> <div>W 213 cm</div> <div>Ochre Parchment, Patinated Brass, Limed Oak</div> <div>102 kgs. / 225 lbs.</div> </div> <div> <div>THK 1 <sup>1</sup>/<sub>8</sub> in</div> <div>THK 3 cm</div> <div></div> <div></div> </div> <div> <div>FG004647</div> <div>H 86 <sup>5</sup>/<sub>8</sub> in</div> <div>H 220 cm</div> </div>

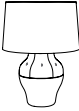
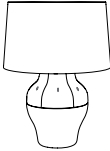
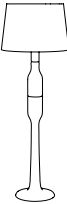
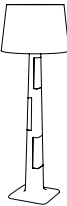



	<div>Flamengo Screens</div> <div> <div>Inches</div> <div>Centimetres</div> <div>Materials :</div> <div>App. weight :</div> </div> <div> <div>W 69 <sup>1</sup>/<sub>4</sub> in</div> <div>W 176 cm</div> <div>a) Silvered Straw, Koto</div> <div>72 kgs. / 159 lbs.</div> </div> <div> <div>a) FG000128</div> <div>THK 1 <sup>5</sup>/<sub>8</sub> in</div> <div>THK 4 cm</div> <div>b) FG005523</div> <div>H 74 in</div> <div>H 188 cm</div> </div>
	<div>Black Forest Screen</div> <div> <div>Inches</div> <div>Centimetres</div> <div>Materials :</div> <div>App. weight :</div> </div> <div> <div>W 48 in</div> <div>W 122 cm</div> <div>Ebony Straw, Wenge, Patinated Brass</div> <div>60 kgs. / 132.5 lbs.</div> </div> <div> <div>THK 1 in</div> <div>THK 2.5 cm</div> <div></div> <div></div> </div> <div> <div>FG000090</div> <div>H 74 in</div> <div>H 188 cm</div> </div>
	<div>Cannes Screen</div> <div> <div>Inches</div> <div>Centimetres</div> <div>Materials :</div> <div>App. weight :</div> </div> <div> <div>W 54 <sup>3</sup>/<sub>8</sub> in</div> <div>W 138 cm</div> <div>Antique Ivory Gesso, Wenge, Patinated Brass</div> <div>73 kgs. / 161 lbs.</div> </div> <div> <div>THK 1 in</div> <div>THK 2.5 cm</div> <div></div> <div></div> </div> <div> <div>FG000117</div> <div>H 73 <sup>7</sup>/<sub>8</sub> in</div> <div>H 187.5 cm</div> </div>
	<div>Como Screen</div> <div> <div>Inches</div> <div>Centimetres</div> <div>Materials :</div> <div>App. weight :</div> </div> <div> <div>W 48 in</div> <div>W 122 cm</div> <div>Natural Distress Shagreen, Wenge, Patinated Brass</div> <div>60 kgs. / 132.5 lbs.</div> </div> <div> <div>THK 1 in</div> <div>THK 2.5 cm</div> <div></div> <div></div> </div> <div> <div>FG000089</div> <div>H 74 in</div> <div>H 188 cm</div> </div>
	<div>Volta Mirrors</div> <div> <div>Inches</div> <div>Centimetres</div> <div>Materials :</div> <div>App. weight :</div> </div> <div> <div>W 39 <sup>3</sup>/<sub>8</sub> in</div> <div>W 100 cm</div> <div>Patinated Brass, Mirror, a) Gradient Straw</div> <div>34 kgs. / 75 lbs.</div> </div> <div> <div>THK 2 in</div> <div>THK 5 cm</div> <div>b) Natural Speckle Shagreen, Natural Chocolate Shagreen</div> <div></div> </div> <div> <div>a) FG005447</div> <div>THK 2 in</div> <div>THK 5 cm</div> <div>b) FG005448</div> <div>H 39 <sup>3</sup>/<sub>8</sub> in</div> <div>H 100 cm</div> </div>
	<div>Amulet Mirror - Rectangle</div> <div> <div>Inches</div> <div>Centimetres</div> <div>Materials :</div> <div>App. weight :</div> </div> <div> <div>W 19 <sup>1</sup>/<sub>2</sub> in</div> <div>W 49.5 cm</div> <div>Patinated Brass, Gradient 2 Straw, Mirror</div> <div>17 kgs. / 37.5 lbs.</div> </div> <div> <div>THK 1 <sup>5</sup>/<sub>8</sub> in</div> <div>THK 4 cm</div> <div></div> <div></div> </div> <div> <div>FG004668</div> <div>H 43 <sup>7</sup>/<sub>8</sub> in</div> <div>H 111.5 cm</div> </div>
	<div>Amulet Mirror - Round</div> <div> <div>Inches</div> <div>Centimetres</div> <div>Materials :</div> <div>App. weight :</div> </div> <div> <div>W 28 <sup>1</sup>/<sub>8</sub> in</div> <div>W 71.5 cm</div> <div>Patinated Brass, Gradient 1 Straw, Mirror</div> <div>9.5 kgs. / 21 lbs.</div> </div> <div> <div>THK 1 <sup>3</sup>/<sub>8</sub> in</div> <div>THK 3.5 cm</div> <div></div> <div></div> </div> <div> <div>FG004667</div> <div>H 28 <sup>1</sup>/<sub>8</sub> in</div> <div>H 71.5 cm</div> </div>



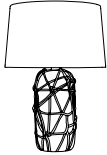
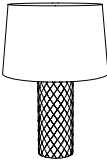



	<p>Gemstone Mirrors</p> <p>Inches W 34 <sup>7</sup>/<sub>8</sub> in THK 1 <sup>5</sup>/<sub>8</sub> in H 34 <sup>7</sup>/<sub>8</sub> in</p> <p>Centimetres W 88.5 cm THK 4 cm H 88.5 cm</p> <p>Materials : Patinated Brass, Mirror, a) Aqua Straw b) Burnished Metals Straw</p> <p>App. weight : 24 kgs. / 53 lbs.</p>	<p>a) FG000053 b) FG000054</p>
	<p>Avenue Mirror</p> <p>Inches W 26 in THK 2 in H 38 in</p> <p>Centimetres W 66 cm THK 5 cm H 96.5 cm</p> <p>Materials : Natural Distress Shagreen, Black Lacquer, Mirror</p> <p>App. weight : 18 kgs. / 39.5 lbs.</p>	<p>FG000052</p>
	<p>Lune Mirror - Small</p> <p>Inches Dia 10 <sup>7</sup>/<sub>8</sub> in THK 1 <sup>3</sup>/<sub>4</sub> in</p> <p>Centimetres Dia 27.5 cm THK 4.5 cm</p> <p>Materials : Pure Gold, Bronze Patina, Mirror</p> <p>App. weight : 4 kgs. / 9 lbs.</p>	<p>FG000055</p>
	<p>Lune Mirror - Medium</p> <p>Inches Dia 15 in THK 2 in</p> <p>Centimetres Dia 38 cm THK 5 cm</p> <p>Materials : White Gold, Bronze Patina, Mirror</p> <p>App. weight : 8 kgs. / 17.5 lbs.</p>	<p>FG000056</p>
	<p>Lune Mirror - Large</p> <p>Inches Dia 20 <sup>1</sup>/<sub>2</sub> in THK 2 <sup>3</sup>/<sub>4</sub> in</p> <p>Centimetres Dia 52 cm THK 7 cm</p> <p>Materials : Mercury Gold, Bronze Patina, Mirror</p> <p>App. weight : 14 kgs. / 31 lbs.</p>	<p>FG000057</p>
	<p>Magnificat Mirrors</p> <p>Inches Dia 55 <sup>1</sup>/<sub>8</sub> in THK 3 in</p> <p>Centimetres Dia 140 cm THK 7.5 cm</p> <p>Materials : a) Beechwood Straw, Calligrapher's Gold, Mirror b) Silvered Straw, Calligrapher's Silver, Mirror</p> <p>App. weight : 35 kgs. / 77 lbs.</p>	<p>a) FG000051 b) FG005481</p>
	<p>Fillo Mirrors</p> <p>Inches W 41 <sup>1</sup>/<sub>2</sub> in THK 1 <sup>1</sup>/<sub>8</sub> in H 49 in</p> <p>Centimetres W 105.5 cm THK 3 cm H 124.5 cm</p> <p>Materials : a) Gold Leaf Patina b) Bronze Patina</p> <p>App. weight : a) 24 kgs. / 53 lbs. b) 31 kgs. / 68.5 lbs.</p>	<p>a) FG000049 b) FG000050</p>

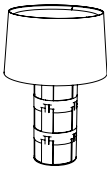
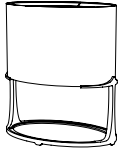



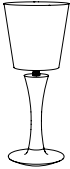
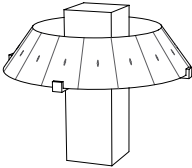
	<p>Plume Floor Lamp</p> <p>Inches Dia 18 <sup>1</sup>/<sub>8</sub> in H 65 <sup>1</sup>/<sub>8</sub> in</p> <p>Centimetres Dia 46 cm H 165.5 cm</p> <p>Materials : Natural Ombre Straw, Bronze Patina, Ivory Linen</p> <p>App. weight : 10 kgs. / 22 lbs.</p>	<p>FG005439</p>
	<p>Plume Table Lamp</p> <p>Inches Dia 15 <sup>3</sup>/<sub>4</sub> in H 28 <sup>3</sup>/<sub>4</sub> in</p> <p>Centimetres Dia 40 cm H 73 cm</p> <p>Materials : Natural Ombre Straw, Bronze Patina, Ivory Linen</p> <p>App. weight : 5.5 kgs. / 12 lbs.</p>	<p>FG005438</p>
	<p>Cupola Floor Lamp</p> <p>Inches W 18 <sup>1</sup>/<sub>4</sub> in D 12 <sup>3</sup>/<sub>4</sub> in H 66 <sup>1</sup>/<sub>8</sub> in</p> <p>Centimetres W 46.5 cm D 32.5 cm H 168 cm</p> <p>Materials : White Eggshell, Polished Brass, Bronze Patina</p> <p>App. weight : 32 kgs. / 70.5 lbs.</p>	<p>FG005441</p>
	<p>Cupola Table Lamp</p> <p>Inches Dia 12 <sup>3</sup>/<sub>4</sub> in H 19 <sup>7</sup>/<sub>8</sub> in</p> <p>Centimetres Dia 32.5 cm H 50.5 cm</p> <p>Materials : White Eggshell, Polished Brass, Bronze Patina</p> <p>App. weight : 12 kgs. / 26.5 lbs.</p>	<p>FG005440</p>
	<p>Shangó Floor Lamp</p> <p>Inches Dia 8 <sup>7</sup>/<sub>8</sub> in H 69 <sup>1</sup>/<sub>8</sub> in</p> <p>Centimetres Dia 22.5 cm H 175.5 cm</p> <p>Materials : Dark Onxy Marble, Bronze Patina</p> <p>App. weight : 48 kgs. / 106 lbs.</p>	<p>FG005445</p>
	<p>Ogún Table Lamp</p> <p>Inches Dia 9 in H 24 in</p> <p>Centimetres Dia 23 cm H 61 cm</p> <p>Materials : Amber Calcite, Bronze Patina</p> <p>App. weight : 18 kgs. / 39.5 lbs.</p>	<p>FG005444</p>
	<p>Maluku Floor Lamp</p> <p>Inches Dia 18 <sup>1</sup>/<sub>8</sub> in H 61 in</p> <p>Centimetres Dia 46 cm H 155 cm</p> <p>Materials : Natural Parchment, Bronze Patina, Ivory Linen</p> <p>App. weight : 11 kgs. / 24.5 lbs.</p>	<p>FG004672</p>



	<p>Maluku Table Lamp</p> <p>Inches      Dia 18 1/8 in      H 29 3/8 in</p> <p>Centimetres      Dia 46 cm      H 74.5 cm</p> <p>Materials :      Natural Parchment, Bronze Patina, Ivory Linen</p> <p>App. weight :      6 kgs. / 13.5 lbs.</p>	<p>FG004671</p> <p>E27 Max 60W x 1</p>
	<p>Muscovite Floor Lamp</p> <p>Inches      Dia 19 3/4 in      H 64 3/8 in</p> <p>Centimetres      Dia 50 cm      H 163.5 cm</p> <p>Materials :      Silver Mica, Bronze Patina, Ivory Linen</p> <p>App. weight :      7 kgs. / 15.5 lbs.</p>	<p>FG004670</p> <p>E27 Max 60W x 1</p>
	<p>Muscovite Table Lamp</p> <p>Inches      Dia 18 1/8 in      H 30 1/4 in</p> <p>Centimetres      Dia 46 cm      H 77 cm</p> <p>Materials :      Silver Mica, Bronze Patina, Ivory Linen</p> <p>App. weight :      5 kgs. / 11 lbs.</p>	<p>FG004669</p> <p>E27 Max 60W x 1</p>
	<p>Santo Floor Lamp</p> <p>Inches      Dia 18 1/8 in      H 65 1/8 in</p> <p>Centimetres      Dia 46 cm      H 165.5 cm</p> <p>Materials :      Natural Speckle Shagreen Unpolished, Ivory Linen</p> <p>App. weight :      7 kgs. / 15.5 lbs.</p>	<p>FG004674</p> <p>E27 Max 60W x 1</p>
	<p>Santo Table Lamp</p> <p>Inches      Dia 15 3/4 in      H 30 1/8 in</p> <p>Centimetres      Dia 40 cm      H 76.5 cm</p> <p>Materials :      Natural Speckle Shagreen Unpolished, Ivory Linen</p> <p>App. weight :      4 kgs. / 9 lbs.</p>	<p>FG004673</p> <p>E27 Max 60W x 1</p>
	<p>Demi-Monde Floor Lamp</p> <p>Inches      Dia 19 3/4 in      H 60 1/4 in</p> <p>Centimetres      Dia 50 cm      H 153 cm</p> <p>Materials :      Natural Speckle Shagreen, Bronze Patina, Ivory Linen</p> <p>App. weight :      16 kgs. / 35.5 lbs.</p>	<p>FG000026</p> <p>E27 Max 60W x 1</p>
	<p>Canister Table Lamp</p> <p>Inches      Dia 19 3/4 in      H 29 1/2 in</p> <p>Centimetres      Dia 50 cm      H 75 cm</p> <p>Materials :      Natural Speckle Shagreen, Bronze Patina, Ivory Linen</p> <p>App. weight :      14 kgs. / 31 lbs.</p>	<p>FG000023</p> <p>E27 Max 60W x 1</p>


	<p>Aphrodite Bedside Lamp</p> <p>Inches      Dia 11 5/8 in      H 15 1/8 in</p> <p>Centimetres      Dia 29.5 cm      H 38.5 cm</p> <p>Materials :      Natural Speckle Shagreen, Bronze Patina, Ivory Linen</p> <p>App. weight :      4.5 kgs. / 10 lbs.</p>	<p>FG003692</p> <p>E14 max 40W x 1</p>
	<p>Aphrodite Table Lamp</p> <p>Inches      Dia 19 3/4 in      H 26 3/8 in</p> <p>Centimetres      Dia 50 cm      H 67 cm</p> <p>Materials :      Natural Speckle Shagreen, Bronze Patina, Ivory Linen</p> <p>App. weight :      13 kgs. / 28.5 lbs.</p>	<p>FG003691</p> <p>E27 max 60W x 1</p>
	<p>Acrolith Floor Lamp</p> <p>Inches      Dia 23 5/8 in      H 69 1/8 in</p> <p>Centimetres      Dia 60 cm      H 175.5 cm</p> <p>Materials :      Natural Calcite, Bronze Patina, Ivory Linen</p> <p>App. weight :      21 kgs. / 46.5 lbs.</p>	<p>FG003690</p> <p>E27 max 60W x 1</p>
	<p>Basilica Floor Lamp</p> <p>Inches      Dia 23 5/8 in      H 68 7/8 in</p> <p>Centimetres      Dia 60 cm      H 175 cm</p> <p>Materials :      Natural Parchment, Bronze Patina, Ivory Linen</p> <p>App. weight :      24.5 kgs. / 54 lbs.</p>	<p>FG003693</p> <p>E27 max 60W x 1</p>
	<p>Lucio Floor Lamps</p> <p>Inches      Dia 14 5/8 in      H 66 1/8 in</p> <p>Centimetres      Dia 37 cm      H 168 cm</p> <p>Materials :      Bronze Patina, a) Peking Glass - Amber b) Peking Glass - White Jade</p> <p>App. weight :      55 kgs. / 121.5 lbs.</p>	<p>a) FG000119      b) FG000120</p> <p>E27 max 60W x 1</p>
	<p>Milonga Floor Lamp</p> <p>Inches      Dia 27 1/2 in      H 69 7/8 in</p> <p>Centimetres      Dia 70 cm      H 177.5 cm</p> <p>Materials :      Bronze Patina, Mercury Gold Leaf, Ivory Linen</p> <p>App. weight :      37 kgs. / 81.5 lbs.</p>	<p>FG000037</p> <p>E27 max 60W x 1</p>
	<p>Moulin Floor Lamp</p> <p>Inches      Dia 28 3/4 in      H 72 1/4 in</p> <p>Centimetres      Dia 73 cm      H 183.5 cm</p> <p>Materials :      Bronze Patina, Gold Leaf, Ivory Linen</p> <p>App. weight :      34 kgs. / 75 lbs.</p>	<p>FG000021</p> <p>E27 max 60W x 2</p>

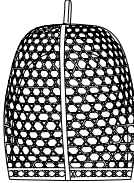
	<p>Lithe Uplight</p> <p>Inches Dia 11 1/4 in H 69 1/8 in</p> <p>Centimetres Dia 28.5 cm H 175.5 cm</p> <p>Materials : Bronze Patina, Gold Leaf</p> <p>App. weight : 14 kgs. / 31 lbs.</p>	<p>FG000018</p> <p>E27 Max 60W x 1</p>
	<p>Carapace Uplight</p> <p>Inches Dia 11 in H 72 in</p> <p>Centimetres Dia 28 cm H 183 cm</p> <p>Material : Bronze Patina</p> <p>App. weight : 45 kgs. / 99 lbs.</p>	<p>FG000011</p> <p>E27 Max 60W x 1</p>
	<p>Reef Table Lamp</p> <p>Inches Dia 19 3/4 in H 27 1/2 in</p> <p>Centimetres Dia 50 cm H 70 cm</p> <p>Materials : Bronze Patina, Ivory Linen</p> <p>App. weight : 12 kgs. / 26.5 lbs.</p>	<p>FG003694</p> <p>E27 max 60W x 1</p>
	<p>Quilted Table Lamp</p> <p>Inches Dia 18 1/8 in H 26 in</p> <p>Centimetres Dia 46 cm H 66 cm</p> <p>Materials : Bronze Patina, Ivory Linen</p> <p>App. weight : 6.5 kgs. / 14.5 lbs.</p>	<p>FG000015</p> <p>E27 max 60W x 1</p>
	<p>Otto Table Lamps</p> <p>Inches Dia 16 1/8 in H 25 5/8 in</p> <p>Centimetres Dia 41 cm H 65 cm</p> <p>Materials : Ivory Linen, a) Natural Distress Shagreen b) louro Preto Wood c) Natural Parchment</p> <p>App. weight : 7 kgs. / 15.5 lbs.</p>	<p>a) FG000041 b) FG000042 c) FG003695</p> <p>E27 max 60W x 1</p>
	<p>Aquifer Table Lamp</p> <p>Inches Dia 18 1/8 in H 27 3/8 in</p> <p>Centimetres Dia 46 cm H 69.5 cm</p> <p>Materials : Bronze Patina, Ivory Linen</p> <p>App. weight : 14 kgs. / 31 lbs.</p>	<p>FG000038</p> <p>E27 max 60W x 1</p>
	<p>Castries Table Lamp</p> <p>Inches Dia 19 3/4 in H 26 3/4 in</p> <p>Centimetres Dia 50 cm H 68 cm</p> <p>Materials : Polished Brass, Ivory Linen</p> <p>App. weight : 8 kgs. / 17.5 lbs.</p>	<p>FG000039</p> <p>E27 max 60W x 1</p>


	<p>Totem Table Lamp</p> <p>Inches Dia 19 3/8 in H 29 7/8 in</p> <p>Centimetres Dia 50 cm H 76 cm</p> <p>Materials : Burned Ash, Patinated Brass, Ivory Linen</p> <p>App. weight : 17 kgs. / 37.5 lbs.</p>	<p>FG000040</p> <p>E27 max 60W x 1</p>
	<p>Inlet Table Lamps</p> <p>Inches W 17 1/2 in D 11 3/8 in H 19 1/4 in</p> <p>Centimetres W 44.5 cm D 29 cm H 49 cm</p> <p>Materials : Bronze Patina, Ivory Linen, a) Natural Speckle Shagreen b) Beechwood Straw</p> <p>App. weight : 6.3 kgs. / 14 lbs.</p>	<p>a) FG000031 b) FG000032</p> <p>E27 max 40W x 2</p>
	<p>Cornice Table Lamps</p> <p>Inches Dia 16 1/8 in H 20 7/8 in</p> <p>Centimetres Dia 41 cm H 53 cm</p> <p>Materials : Black Marble, Ivory Linen, a) Antique White Gold b) Antique Gold</p> <p>App. weight : 18 kgs. / 39.5 lbs.</p>	<p>a) FG000029 b) FG000030</p> <p>E27 max 60W x 1</p>
	<p>Globe Table Lamp</p> <p>Inches Dia 16 1/8 in H 19 1/8 in</p> <p>Centimetres Dia 41 cm H 48.5 cm</p> <p>Materials : Natural Speckle Shagreen, Bronze Patina, Ivory Linen</p> <p>App. weight : 9.6 kgs. / 21 lbs.</p>	<p>FG000014</p> <p>E27 max 60W x 1</p>
	<p>Stem Table Lamps</p> <p>Inches W 5 1/2 in D 5 1/2 in H 25 5/8 in</p> <p>Centimetres W 14 cm D 14 cm H 65 cm</p> <p>Materials : Bronze Patina, Gold Leaf, a) Burnished Metals Straw b) Ebony Straw c) Natural Chocolate Shagreen</p> <p>App. weight : 1.6 kgs. / 3.5 lbs.</p>	<p>a) FG005064 b) FG005065 c) FG000012</p> <p>E14 max 25W x 1</p>
	<p>Fondre Table Lamp</p> <p>Inches Dia 8 1/8 in H 20 5/8 in</p> <p>Centimetres Dia 20.5 cm H 52.5 cm</p> <p>Materials : a) Ivory Over Ivory, Ivory Linen, Patinated Brass b) Opium Lacquer Shagreen, Faux Parchment Shade, Bronze Patina</p> <p>App. weight : 2.5 kgs. / 5.5 lbs.</p>	<p>a) FG003622 b) FG000025</p> <p>E14 max 40W x 1</p>
	<p>Geo Table Lamp</p> <p>Inches W 24 3/4 in D 24 3/4 in H 19 3/4 in</p> <p>Centimetres W 63 cm D 63 cm H 50 cm</p> <p>Materials : Ivory Parchment, Natural Chocolate Shagreen, Bronze Patina</p> <p>App. weight : 6 kgs. / 13 lbs.</p>	<p>FG000059</p> <p>E14 max 25W x 4</p>

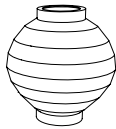


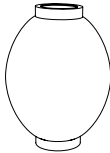
	York Lantern			FG000043
	Inches	W 8 <sup>7</sup> / <sub>8</sub> in	D 8 <sup>7</sup> / <sub>8</sub> in	H 14 <sup>3</sup> / <sub>4</sub> in
	Centimetres	W 22.5 cm	D 22.5 cm	H 37.5 cm
	Materials :	Polished Brass, Ivory Linen		
	App. weight :	6 kgs. / 13 lbs.		E27 max 40W x 1

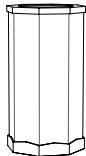
	Ruche Lantern			FG000022
	Inches	W 8 <sup>1</sup> / <sub>8</sub> in	D 8 <sup>1</sup> / <sub>8</sub> in	H 12 <sup>3</sup> / <sub>4</sub> in
	Centimetres	W 20.5 cm	D 20.5 cm	H 32.5 cm
	Materials :	Bronze Patina, Ivory Linen		
	App. weight :	10 kgs. / 22 lbs.		E27 max 25W x 1

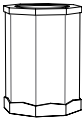
	Woven Orb Lanterns - Large			
	a) FG000009	Electrified	b) FG000487	Portable
	Inches	Dia 22 <sup>1</sup> / <sub>2</sub> in	H 30 <sup>1</sup> / <sub>2</sub> in	
	Centimetres	Dia 57 cm	H 77.5 cm	
	Materials :	Copper, Fibreglass Dome		
	App. weight :	9 kgs. / 20 lbs.	a) E27 max 60 W x 1	b) Re-chargeable LED Lantern

	Woven Orb Lanterns - Small			
	a) FG000010	Electrified	b) FG000488	Portable
	Inches	Dia 15 <sup>3</sup> / <sub>8</sub> in	H 21 <sup>7</sup> / <sub>8</sub> in	
	Centimetres	Dia 39 cm	H 55.5 cm	
	Materials :	Copper, Fibreglass Dome		
	App. weight :	5.5 kgs. / 12 lbs.	a) E27 max 60 W x 1	b) Re-chargeable LED Lantern

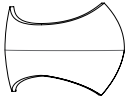
	Moon Faceted Lantern			FG000044
	Inches	Dia 12 in	H 13 <sup>3</sup> / <sub>8</sub> in	
	Centimetres	Dia 30.5 cm	H 34 cm	
	Materials :	Peking Glass - White Jade, Bronze Patina		
	App. weight :	9 kgs. / 20 lbs.		E27 max 40W x 1


	Moon Globe Lantern			FG000036
	Inches	Dia 12 <sup>3</sup> / <sub>8</sub> in	H 17 <sup>1</sup> / <sub>8</sub> in	
	Centimetres	Dia 31.5 cm	H 43.5 cm	
	Materials :	Peking Glass - White Jade, Bronze Patina		
	App. weight :	9 kgs. / 20 lbs.		E27 max 40W x 1


	Cicada Lantern - Electrified			FG000016
	Inches	W 7 <sup>1</sup> / <sub>2</sub> in	D 7 <sup>1</sup> / <sub>2</sub> in	H 15 in
	Centimetres	W 19 cm	D 19 cm	H 38 cm
	Materials :	Peking Glass - White Jade, Bronze Patina		
	App. weight :	8.2 kgs. / 18 lbs.		E27 max 40W x 1

	Cicada Lantern - Candle			FG000058
	Inches	W 7 <sup>1</sup> / <sub>2</sub> in	D 7 <sup>1</sup> / <sub>2</sub> in	H 11 in
	Centimetres	W 19 cm	D 19 cm	H 28 cm
	Materials :	Peking Glass - White Jade, Bronze Patina		
	App. weight :	7.5 kgs. / 16.5 lbs.		


	Yemanyá Wall Sconce			FG005446
	Inches	Dia 15 in	D 7 <sup>5</sup> / <sub>8</sub> in	
	Centimetres	Dia 38 cm	D 19.5 cm	
	Materials :	Gold Leaf, Bronze Patina		
	App. weight :	10 kgs. / 22 lbs.		E14 max 40W x 2

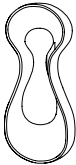

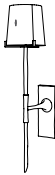

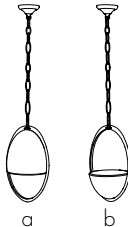
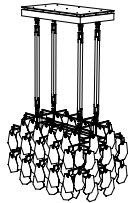
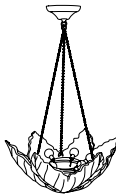
	Isthmus Sconce			FG004675
	Inches	W 13 in	D 6 <sup>1</sup> / <sub>4</sub> in	H 8 <sup>7</sup> / <sub>8</sub> in
	Centimetres	W 33 cm	D 16 cm	H 22.5 cm
	Materials :	Natural Parchment, Gold Leaf		
	App. weight :	1.5 kgs. / 3.5 lbs.		E14 max 40W x 1


	Mentawai Sconce			FG004676
	Inches	W 8 <sup>1</sup> / <sub>4</sub> in	D 4 <sup>1</sup> / <sub>8</sub> in	H 15 <sup>1</sup> / <sub>2</sub> in
	Centimetres	W 21 cm	D 10.5 cm	H 39.5 cm
	Material :	Bronze Patina, Polished Brass		
	App. weight :	5 kgs. / 11 lbs.		E14 max 40W x 2

	Canoas Sconce			FG000123
	Inches	W 11 <sup>3</sup> / <sub>4</sub> in	D 6 <sup>1</sup> / <sub>2</sub> in	H 6 <sup>1</sup> / <sub>8</sub> in
	Centimetres	W 30 cm	D 16.5 cm	H 15.5 cm
	Materials :	Bronze Patina, Gold Leaf		
	App. weight :	3.2 kgs. / 7 lbs.		E14 max 25W x 1

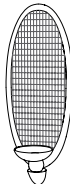
	Folly Sconce			FG000017
	Inches	W 10 <sup>5</sup> / <sub>8</sub> in	D 4 <sup>3</sup> / <sub>8</sub> in	H 23 <sup>1</sup> / <sub>4</sub> in
	Centimetres	W 27 cm	D 11 cm	H 59 cm
	Materials :	Antique Gold, Bronze Patina		
	App. weight :	4.5 kgs. / 10 lbs.		E14 max 25W x 1

	Marquis Sconces			
	Inches	W 7 <sup>1</sup> / <sub>4</sub> in	D 4 <sup>3</sup> / <sub>4</sub> in	a) FG000020    b) FG005485
	Centimetres	W 18.5 cm	D 12 cm	H 20 <sup>5</sup> / <sub>8</sub> in    H 52.5 cm
	Materials :	Polished Brass,		a) Bronze Patina    b) Silvered Bronze
	App. weight :	4.5 kgs. / 10 lbs.		E14 max 25W x 2

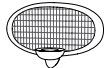
	Hourglass Sconce			FG000035	
	Inches	W 8 1/4 in	D 4 3/8 in	H 17 3/8 in	
	Centimetres	W 21 cm	D 11 cm	H 44 cm	
	Materials :	Gold Leaf, Bronze Patina			
	App. weight :	4.2 kgs. / 9.5 lbs.			
E14 max 25W x 2					
	Lacuna Sconce			FG000034	
	Inches	W 9 1/2 in	D 4 3/4 in	H 16 1/8 in	
	Centimetres	W 24 cm	D 12 cm	H 41 cm	
	Materials :	Polished Brass, Gold Leaf, Bronze Patina			
	App. weight :	5.5 kgs. / 12 lbs.			
E14 max 25W x 4					
	Archer Sconces	a) FG005062	b) FG005063	c) FG000028	
	Inches	W 5 3/4 in	D 8 1/2 in	H 25 3/8 in	
	Centimetres	W 14.5 cm	D 21.5 cm	H 64.5 cm	
	Materials :	Bronze Patina, Gold Leaf,		a) Burnished Metals Straw	
		b) Ebony Straw		c) Natural Chocolate Shagreen	
App. weight :	3.4 kgs. / 7.5 lbs.		E14 max 25W x 1		
	Labellum Wall Sconce			FG000027	
	Inches	W 15 1/2 in	D 11 in	H 28 in	
	Centimetres	W 39.5 cm	D 28 cm	H 71 cm	
	Materials :	Gold Leaf, Bronze Patina			
	App. weight :	13.5 kgs. / 30 lbs.			
E14 max 25W x 1					
	a) Cupola Ceiling Downlight			FG005442	
	Inches	W 14 3/8 in	D 12 3/4 in	H 87 in	
	Centimetres	W 36.5 cm	D 32.5 cm	H 221 cm	
	b) Cupola Ceiling Uplight			FG005443	
	Inches	W 14 3/8 in	D 12 3/8 in	H 87 in	
Centimetres	W 36.5 cm	D 31.5 cm	H 221 cm		
Materials :	White Eggshell Lacquer, Bronze Patina, Polished Brass				
App. weight :	11 kgs. / 24.5 lbs.		E27 max 60 W x 1		
	Sapucaí Chandeliers	a) FG000121	b) FG000122		
	Inches	W 28 1/2 in	D 18 7/8 in	H 45 7/8 in	
	Centimetres	W 72.5 cm	D 48 cm	H 116.5 cm	
	Materials :	a) Gold Mica, Polished Steel			
		b) Black Mica, Black Powder-Coat Steel			
App. weight :	23 kgs. / 50.5 lbs.		E14 max 25W x 18		
	Folly Gesso Ceiling Lights	a) FG000019	b) FG005527	c) FG005531	
	Inches	Dia 23 3/8 in	H 35 7/8 in		
	Centimetres	Dia 59.5 cm	H 91 cm		
	Materials :	Gesso,	a) Antique Gold, Brass	b) Unpolished Brass	c) Bronze Patina
	App. weight :	10 kgs. / 22 lbs.		E14 max 25W x 6	

	Goya Torchere			FG005435
	Inches	Dia 15 1/2 in	H 45 1/4 in	
	Centimetres	Dia 39.5 cm	H 115 cm	
	Materials :	Bronze Patina, Polished Brass		
	App. weight :	16 kgs. / 35.5 lbs.		

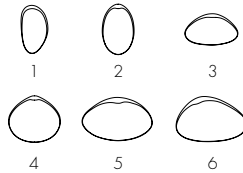
---

	Scarab Candle Sconce - Tall			FG005436
	Inches	W 6 7/8 in	D 4 1/2 in	H 18 1/2 in
	Centimetres	W 17.5 cm	D 11.5 cm	H 47 cm
	Materials :	Beetle Wing, Burnished Brass		
	App. weight :	2 kgs. / 4.5 lbs.		

---

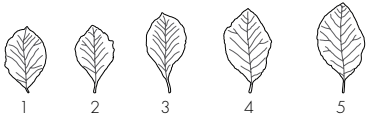
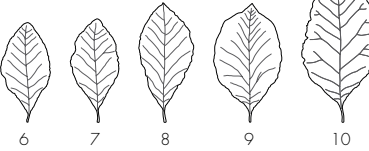
	Scarab Candle Sconce - Wide			FG005437
	Inches	W 9 7/8 in	D 3 in	H 6 1/2 in
	Centimetres	W 25 cm	D 7.5 cm	H 16.5 cm
	Materials :	Beetle Wing, Burnished Brass		
	App. weight :	1.1 kgs. / 2.5 lbs.		

---


	Clams				
	1. a) FG005449	b) FG005455			
	Inches	W 4 in	L 7 1/8 in	H 1 3/4 in	
	Centimetres	W 10 cm	L 18 cm	H 4.5 cm	
	2. a) FG005450	b) FG005456			
	Inches	W 4 1/2 in	L 7 1/2 in	H 1 3/4 in	
	Centimetres	W 11.5 cm	L 19 cm	H 4.5 cm	
	3. a) FG005451	b) FG005457			
	Inches	W 4 3/4 in	L 7 5/8 in	H 1 3/4 in	
	Centimetres	W 12 cm	L 19.5 cm	H 4.5 cm	
	4. a) FG005452	b) FG005458			
	Inches	W 6 7/8 in	L 7 1/2 in	H 2 in	
	Centimetres	W 17.5 cm	L 19 cm	H 5 cm	
	5. a) FG005453	b) FG005459			
	Inches	W 6 1/2 in	L 10 1/4 in	H 2 1/2 in	
	Centimetres	W 16.5 cm	L 26 cm	H 6.5 cm	
	6. a) FG005454	b) FG005460			
	Inches	W 6 3/4 in	L 10 1/4 in	H 2 3/4 in	
	Centimetres	W 17 cm	L 26 cm	H 7 cm	
	Materials :	a) Bronze Patina - Deep Blue    b) Bronze Patina - Deep Blue, Polished Brass			

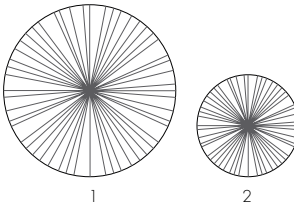
App. weight :	
no.1	1 kgs. / 2 lbs.
no.2,3	1.1 kgs. / 2.5 lbs.
no.4	1.8 kgs. / 4 lbs.
no.5,6	2.8 kgs. / 6 lbs.



	Fronds				
	1. FG005461	Inches	W 5 <sup>3</sup> / <sub>4</sub> in	L 9 <sup>1</sup> / <sub>4</sub> in	H 1 <sup>1</sup> / <sub>8</sub> in
		Centimetres	W 14.5 cm	L 23.5 cm	H 3 cm
	2. FG005462	Inches	W 5 <sup>1</sup> / <sub>2</sub> in	L 9 <sup>1</sup> / <sub>2</sub> in	H 1 <sup>1</sup> / <sub>8</sub> in
		Centimetres	W 14 cm	L 24 cm	H 3 cm
	3. FG005463	Inches	W 5 <sup>1</sup> / <sub>2</sub> in	L 11 <sup>1</sup> / <sub>4</sub> in	H 1 <sup>3</sup> / <sub>8</sub> in
		Centimetres	W 14 cm	L 28.5 cm	H 3.5 cm
	4. FG005464	Inches	W 6 <sup>3</sup> / <sub>4</sub> in	L 11 <sup>3</sup> / <sub>4</sub> in	H 1 <sup>1</sup> / <sub>8</sub> in
		Centimetres	W 17 cm	L 30 cm	H 3 cm
	5. FG005465	Inches	W 6 <sup>3</sup> / <sub>4</sub> in	L 12 <sup>5</sup> / <sub>8</sub> in	H 1 in
		Centimetres	W 17 cm	L 32 cm	H 2.5 cm
	6. FG005467	Inches	W 6 <sup>7</sup> / <sub>8</sub> in	L 14 in	H 1 <sup>5</sup> / <sub>8</sub> in
		Centimetres	W 17.5 cm	L 35.5 cm	H 4 cm
	7. FG005468	Inches	W 6 <sup>7</sup> / <sub>8</sub> in	L 14 <sup>5</sup> / <sub>8</sub> in	H 1 <sup>5</sup> / <sub>8</sub> in
		Centimetres	W 17.5 cm	L 37 cm	H 4 cm
	8. FG005469	Inches	W 7 <sup>5</sup> / <sub>8</sub> in	L 16 <sup>3</sup> / <sub>4</sub> in	H 1 <sup>3</sup> / <sub>4</sub> in
		Centimetres	W 19.5 cm	L 42.5 cm	H 4.5 cm
	9. FG005470	Inches	W 9 <sup>1</sup> / <sub>2</sub> in	L 16 <sup>1</sup> / <sub>2</sub> in	H 1 <sup>5</sup> / <sub>8</sub> in
		Centimetres	W 24 cm	L 42 cm	H 4 cm
	10. FG005471	Inches	W 11 in	L 21 <sup>7</sup> / <sub>8</sub> in	H 2 <sup>1</sup> / <sub>8</sub> in
App. weight :					
no.1,2,3		0.7 kgs. / 1.5 lbs.			
no.4,5,6,7		1 kgs. / 2 lbs.			
no.8,9		1.5 kgs. / 3.5 lbs.			
no.10		3 kgs. / 6.5 lbs.			
Material :		Bronze Patina - Chestnut			


	Waterlands			FG005472
	Inches	Dia 51 1/8 in	THK 1 3/8 in	
	Centimetres	Dia 130 cm	THK 3.5 cm	
	Materials :	Verdigris Straw, Polished Steel		
	App. weight :	34 kgs. / 75 lbs.		

	Moonfields		FG005473
	Inches	Dia 31 1/2 in	THK 1 1/8 in
	Centimetres	Dia 80 cm	THK 3 cm
	Materials :	Mixed Gold, Gesso, Polished Steel	
	App. weight :	10.5 kgs. / 23 lbs.	

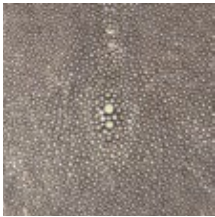
	Flash Discs			
	1. FG000002	Inches	Dia 51 1/8 in	THK 3/4 in
		Centimetres	Dia 130 cm	THK 2 cm
		App. weight :	35 kgs. / 77 lbs.	
	2. FG000003	Inches	Dia 30 1/4 in	THK 3/4 in
		Centimetres	Dia 77 cm	THK 2 cm
		App. weight :	22 kgs. / 48.5 lbs.	
	Material :		Bronze Patina	

	Bubbles				
	1. FG000045	Inches	W 4 in	L 4 3/4 in	H 2 3/8 in
		Centimetres	W 10 cm	L 12 cm	H 6 cm
		App. weight :	0.3 kgs. / 0.5 lbs.		
	2. FG000046	Inches	W 4 1/2 in	L 5 1/2 in	H 2 3/4 in
		Centimetres	W 11.5 cm	L 14 cm	H 7 cm
		App. weight :	0.5 kgs. / 1 lbs.		
	3. FG000047	Inches	W 5 1/4 in	L 5 3/4 in	H 3 1/8 in
		Centimetres	W 13.5 cm	L 14.5 cm	H 8 cm
		App. weight :	0.6 kgs. / 1.5 lbs.		
	4. FG000048	Inches	W 6 1/2 in	L 7 7/8 in	H 3 1/8 in
		Centimetres	W 16.5 cm	L 20 cm	H 8 cm
		App. weight :	0.9 kgs. / 2 lbs.		
	Material :	Aluminium			

	Koi Carps			
	1. FG000139	Inches	W 3 in	L 14 1/8 in
		Centimetres	W 7.5 cm	L 36 cm
		App. weight :	1.2 kgs. / 2.5 lbs.	
	2. FG000140	Inches	W 3 3/8 in	L 15 3/4 in
		Centimetres	W 8.5 cm	L 40 cm
		App. weight :	1.5 kgs. / 3.5 lbs.	
	3. FG000141	Inches	W 4 1/2 in	L 17 1/8 in
		Centimetres	W 11.5 cm	L 43.5 cm
		App. weight :	2.4 kgs. / 5.5 lbs.	
	4. FG000142	Inches	W 4 3/4 in	L 18 3/4 in
		Centimetres	W 12 cm	L 47.5 cm
		App. weight :	2.5 kgs. / 5.5 lbs.	
	5. FG000145	Inches	W 2 1/2 in	L 13 3/8 in
		Centimetres	W 6.5 cm	L 34 cm
		App. weight :	1 kgs. / 2 lbs.	
Material :		Bronze Patina		

	Bronze Fantails			
	1. FG000172	Inches	W 7 <sup>7</sup> / <sub>8</sub> in	L 11 <sup>3</sup> / <sub>4</sub> in
		Centimetres	W 20 cm	L 30 cm
		App. weight :	3 kgs. / 6.5 lbs.	
	2. FG000169	Inches	W 8 <sup>5</sup> / <sub>8</sub> in	L 11 <sup>1</sup> / <sub>4</sub> in
		Centimetres	W 22 cm	L 28.5 cm
		App. weight :	2 kgs. / 4.5 lbs.	
	3. FG000170	Inches	W 9 in	L 11 <sup>3</sup> / <sub>4</sub> in
		Centimetres	W 23 cm	L 30 cm
		App. weight :	2.2 kgs. / 5 lbs.	
	4. FG000171	Inches	W 10 <sup>5</sup> / <sub>8</sub> in	L 11 <sup>1</sup> / <sub>4</sub> in
		Centimetres	W 27 cm	L 28.5 cm
		App. weight :	2.5 kgs. / 5.5 lbs.	
	Material :	Bronze Patina		

SHAGREEN



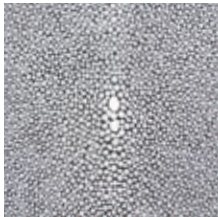
Natural Chocolate



Natural Speckle



Ivory



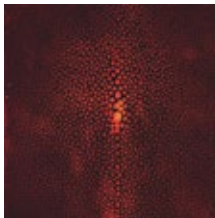
Charcoal Grey




Natural Distress



Pure Gold




Opium Lacquer Red




Ivory Over Ivory

STRAW MARQUETRY




Beechwood




Bronze




Ebony



Aqua




Burnished Metals




Burnished Woven



Embers



Prism



Opal




Silvered



Gradient 1




Gradient 2



Burnt Coral




Natural Ombre



Verdigris

PARCHMENT




Ivory



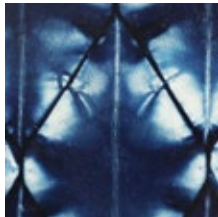
Natural



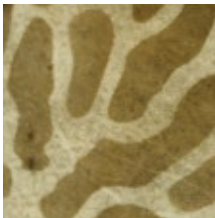
Pepper Grey



Suji




Shibori Tie Dyed



Deep Coral




Reef Coral




Ochre

WOOD



Louro Preto




Burned Ash




Grey Ash




Koto



Anigre




Figured Maple




Oak




Limed Oak



Fumed Oak




Ebonized Oak




Smoked Eucalyptus




Bamboo



Dark Walnut



Fumed Larch




Wenge




LACQUER, EGGSHELL & GESSO




Red Moon Lacquer




Turquoise Lacquer



Lapis Lacquer



Lacquered Straw




Bamboo Lacquer Red




Lacquered Eggshell



Charred Eggshell



White Eggshell



Smoked Ivory  
Eggshell Red




Brushed Red Lacquer



Antique Ivory Tusk




Fine Crackle



Cracked Lacquer

GILDED SURFACES




Antique Gold Leaf



Antique White  
Gold Leaf



Mixed Gold



Calligrapher's Gold




Calligrapher's Silver


PEKING GLASS



Imperial Yellow



Burnt Orange




Amber



White Jade


MICA




Pewter




Deep Amber



Mixed



Silver



Black



Gold

FABRIC & LEATHER



Raw Silk



Camel Woven




Espresso Woven



Ecru Woven



Grey Velvet



Lie de Vin Nappa



Embossed Leather

Material swatches shown here are for reference only. If you wish to request any item in a material, colour or finish that is different from that shown on it's catalogue page, please obtain a quotation for customisation from our Trade Sales team.





## Accessories

For 20 years Alexander Lamont has made elegant, sculptural accessories. Please visit our website for our collection of objects, vessels, boxes, trays and other exquisite smaller items. Made by hand and lavished with our signature materials, these pieces are the ones we touch and remember; the treasures that adorn the room.

[alexanderlamont.com](http://alexanderlamont.com)







## Le Mur

Our designs, materials and skills can be seen beautifully on vertical surfaces with simple installation methods. For details on Alexander Lamont's celebrated 'Le Mur' collection of entirely hand-made wall panels please visit your nearest representative to see and touch samples or contact us directly for a catalogue or further information. You can also visit our website.

[alexanderlamont.com](http://alexanderlamont.com)





Alexander Lamont furniture and lighting is available in our Bangkok showroom and through our network of representatives and agents in the US, Europe, Asia and Middle East.

For other territories please contact us directly : [enquiries@alexanderlamont.com](mailto:enquiries@alexanderlamont.com)

FLAGSHIP SHOWROOMS

**BANGKOK**  
Gaysorn Village  
Gaysorn Centre . 1<sup>st</sup> Floor  
Ploenchit Road . Bangkok 10330  
T: +66(0) 2587 0694 Trade Enquiries  
T: +66(0) 2656 1921 Flagship Showroom  
E: [enquiries@alexanderlamont.com](mailto:enquiries@alexanderlamont.com)  
W: [alexanderlamont.com](http://alexanderlamont.com)

**LONDON**  
Design Centre Chelsea Harbour  
227 . 2<sup>nd</sup> Floor . South Dome  
London SW10 0XE  
T: +44(0) 7785 505 760  
E: [london@alexanderlamont.com](mailto:london@alexanderlamont.com)  
W: [alexanderlamont.com](http://alexanderlamont.com)

NORTH AMERICA

**Atlanta**  
R Hughes  
351 Peachtree Hills Ave NE #320  
Atlanta . GA 30305  
T: +1(0) 404 607 8877  
E: [ryan@r-hughes.com](mailto:ryan@r-hughes.com)  
W: [r-hughes.com](http://r-hughes.com)

**Boston**  
Studio534  
One Design Center Place, Suite 534  
Boston . MA 02210  
T: +1(0) 617 345 9900  
E: [josh@s5boston.com](mailto:josh@s5boston.com)  
W: [s5boston.com](http://s5boston.com)

**Chicago**  
Jean de Merry  
222 Merchandise Mart Plaza  
Studio 1466 . Chicago . IL 60654  
T: +1(0) 312 527 1800  
E: [chicago@jeandemerry.com](mailto:chicago@jeandemerry.com)  
W: [jeandemerry.com](http://jeandemerry.com)

**Dallas**  
Jean de Merry  
1025 North Stemmons FWY  
No. 550 . Dallas . TX 75207  
T: +1(0) 214 741 2888  
E: [dallas@jeandemerry.com](mailto:dallas@jeandemerry.com)  
W: [jeandemerry.com](http://jeandemerry.com)

**Denver**  
John Brooks  
601 South Broadway  
Suite L . Denver . CO 80209  
T: +1(0) 303 698 9977  
E: [info@johnbrooksinc.com](mailto:info@johnbrooksinc.com)  
W: [johnbrooksinc.com](http://johnbrooksinc.com)

**Florida**  
Jerry Pair  
South Florida Design Park 2862  
Pershing St. Hollywood . FL 33020  
T: +1(0) 954 923 3330  
T: +1(0) 800 642 7247  
E: [infoflorida@jerrypair.com](mailto:infoflorida@jerrypair.com)  
W: [jerrypair.com](http://jerrypair.com)

**Las Vegas**  
M | R Design Lab  
5725 S. Valley View Boulevard  
Ste.9 . Las Vegas . NV 89118  
T: +1(0) 702 202 4550  
E: [maryrose@mrdesignlab.com](mailto:maryrose@mrdesignlab.com)  
W: [mrdesignlab.com](http://mrdesignlab.com)

**Los Angeles**  
Jean de Merry  
Pacific Design Center  
8687 Melrose Ave. No.B653  
West Hollywood . CA 90069  
T: +1(0) 323 655 9193  
E: [losangeles@jeandemerry.com](mailto:losangeles@jeandemerry.com)  
W: [jeandemerry.com](http://jeandemerry.com)

**Scottsdale**  
John Brooks  
2712 North 68th Street  
Scottsdale . AZ 85257  
T: +1(0) 480 675 8828  
E: [info@johnbrooksinc.com](mailto:info@johnbrooksinc.com)  
W: [johnbrooksinc.com](http://johnbrooksinc.com)

**Toronto**  
South Hill Home  
146 Dupont Toronto  
ON M5R 1V2 . Canada  
T: +1(0) 416 924 7224  
E: [sandra@southhillhome.com](mailto:sandra@southhillhome.com)  
W: [southhillhome.com](http://southhillhome.com)

EUROPE

**France**  
BePa Home Sarl  
24 rue d'Aumale . Paris 75009  
T: +33(0) 6 19 92 48 76  
E: [bepa2011@hotmail.fr](mailto:bepa2011@hotmail.fr)  
W: [bepa-home.fr](http://bepa-home.fr)

**Switzerland**  
Gianni Fedrigo  
Seestrasse 161  
8700 Kusnacht . Switzerland  
T: +41(0) 43 499 62 60  
E: [gianni.fedrigo@bluewin.ch](mailto:gianni.fedrigo@bluewin.ch)

**Italy**  
Bruno Beltrame  
Via Pietro Liberi 28  
30174 Venezia  
T: +39 388 5828058  
E: [bruno.brunotto.beltrame@gmail.com](mailto:bruno.brunotto.beltrame@gmail.com)

**Italy**  
Malatesta Fabrizio e c. S.a.s  
Via Vincenzo Tiberio 64  
00191 Roma  
T: +39 335 5262638  
E: [fmala71@gmail.com](mailto:fmala71@gmail.com)

ASIA PACIFIC & MIDDLE EAST

**China**  
Domus Tiandi  
3/F Jinbao Place . 88 Jinbao Street  
Dongcheng District . Beijing  
T: +86(0) 10 85 116 228  
E: [info@domustiandi.com](mailto:info@domustiandi.com)  
W: [domustiandi.com](http://domustiandi.com)

**U.A.E.**  
H&H  
Office 705 . Sama Tower  
Sheikh Zayed Road . Dubai  
T: +971(0) 4 3888803  
E: [cristiano.b@h-h.ae](mailto:cristiano.b@h-h.ae)  
W: [h-h.ae](http://h-h.ae)

**Indonesia**  
Prodotti Indonesia  
Jl. Duren Tiga No.33 Mampang  
Jarkata . Selatan 12760  
T: +62(0) 21 799 1521  
E: [info@prodotti-id.com](mailto:info@prodotti-id.com)  
W: [prodotti-id.com](http://prodotti-id.com)

**Japan**  
Ailes Creation  
602 Ratio Tsukiji 1-10-11  
Tsukiji . Chuō-ku  
Tokyo 104-0045  
T: +81(0) 090 1773 4128  
E: [mayumi@alexanderlamont.com](mailto:mayumi@alexanderlamont.com)  
W: [ailescreation.co.jp](http://ailescreation.co.jp)

**Australia - Melbourne**  
Milgate Melbourne  
21 Newton Street  
Richmond VIC 3121  
T: +61(0)4 1288 3739  
E: [alexanderlamont@milgate.com.au](mailto:alexanderlamont@milgate.com.au)  
W: [milgate.com.au](http://milgate.com.au)

**Australia - Sydney**  
Milgate Sydney  
S4, 5-11 Boundary Street  
Rushcutters Bay NSW1  
T: +61(0)4 1288 3739  
E: [alexanderlamont@milgate.com.au](mailto:alexanderlamont@milgate.com.au)  
W: [milgate.com.au](http://milgate.com.au)

**Philippines**  
Elements Fine Furnishing Fabrics  
9/F DPC Place . 2322  
Chino Roces Av. Makati 1222  
T: +63(0)2 8889 8872  
E: [elements@elements.com.ph](mailto:elements@elements.com.ph)  
W: [elements.com.ph](http://elements.com.ph)



ALEXANDER  
LAMONT

#### Credits

Photography : Zac & Zac  
John Hennequin  
Yuna Yagi  
Marc Schultz  
Interior Design : Timothy Mather Design Ltd.  
Stylist : Naomi Daimaru

All rights reserved. No part of this publication may be reproduced in any form or any means without prior permission in writing from Alexander Lamont Limited  
© Alexander Lamont Limited





ALEXANDER  
LAMONT